

Happy New Year

Sew MANY NEW THINGS ARE HAPPENING IN 2024!

WE WILL BE
UNVEILING THE NEW
catheys.com!

**CATHEY'S EVENTS
ARE GETTING A
FACE LIFT, TOO!**

FINALLY, THE
LONG ARMS
HAVE JOINED
THE CLUB!
PG 2

THE DOCTOR IS NOW
ACCEPTING CLIENTS!
GET FIT TO
FABULOUS
WITH FABRIC!
PG 11

CURIOUS?
Stay tuned
FOR UPDATES!

----- **catheys.com** -----

5701 E. Speedway Blvd.
(520) **721-4000**
catheysew@catheys.com

18805 I-19 S. Frontage Rd. B103
(520) **300-5002**
duval@catheys.com

8700 N. Oracle Rd.
(520) **797-7177**
oracle@catheys.com

SEW MANY THINGS TO REMEMBER!

SEWING MACHINE GUIDE CLASSES Learning to use your machine? Come to a machine guide class. Please bring your sewing machine, all its accessories, manuals, a pair of scissors, and a thread spool to ensure your success in sewing guide classes. Embroidery class will also need the embroidery unit, embroidery design manual, embroidery foot, and 4"x4" or 5"x7" hoop.

SERVICE APPOINTMENTS Please call ahead and schedule an appointment to get your machine serviced. On the day of your drop off, for sewing machines please bring the power and pedal cords, the zigzag foot, a bobbin in the bobbin case. For embroidery machines, please also include an embroidery foot, the embroidery unit, and small hoop with your name on it. No other accessories are needed. We can't wait to service your machine.

SEW WHAT'S NEW CLUB Owners of all brands are welcome to purchase a club membership for \$99.95 which is valid for an 18 month period. During that time the membership entitles the owner to attend club classes for **FREE*** (a \$30 fee will be charged to non-members). Members also receive a 15% discount on all purchases excluding machines, software, and cabinets PLUS a 25% discount on their birthday. Renew your membership before it expires for only \$79.95. Expiration dates and discount rates for current club members are, of course, still in effect. Club adopts machines not purchased at Cathey's into our Cathey's family for unlimited guide classes. *A fully refundable \$10 deposit is now required for club sign-ups. Refunds will be given before class date but not after.

JANUARY-APRIL 2024 CLUBS & CLASSES

LONG ARM CLUB

**NEW CLUB
CATEGORY
FOR 2024!**

Ask the Educator

Instructor: Beverly Anderson
Free for Club Members / \$30 Non-members



Working on a quilt and not sure where to go next? Have questions you can't find the answer to? Come to Long Arm Club and meet Beverly Anderson! She is a popular and creative sewing instructor. In her well-organized workshops, she teaches her students principles of design and fundamentals of material selection as well as techniques. Bring something you're working on!

(D) Thu / Jan 11 10:00-12:00
(O) Thu / Jan 4 1:00-3:00
(S) Tue / Jan 9 1:00-3:00

Long Arm Basics & Quilting Automation

Instructor: Beverly Anderson Free for Club Members / \$30 Non-members
Are you loading your quilt on your frame correctly? Do you want to learn new tips and tricks? Join Beverly for an educational class to dive into her tips and if you have any to share, it's an open forum.

(D) Wed / Feb 14 1:00-3:00
(O) Tue / Feb 13 10:00-12:00
(S) Tue / Feb 27 1:00-3:00

Sew & Tell

Instructor: Beverly Anderson Free for Club Members / \$30 Non-members
BRAVO! We love to celebrate alongside you when you complete a project so please come and show off your quilts with the community of people who REALLY appreciate and understand the hard work that goes into every cut, every stitch and every design choice!

(D) Wed / Mar 13 10:00-12:00
(O) Wed / Mar 20 1:00-3:00
(S) Tue / Mar 12 1:00-3:00
(D) Thu / Apr 11 10:00-12:00
(O) Thu / Apr 25 1:00-3:00
(S) Tue / Apr 16 1:00 - 3:00

EMBROIDERY CLUB

Yarn Couching Techniques



Instructor: Laura Eliason
Free for Club Members / \$30 Non-members
Have you ever wanted to learn how to use your embroidery machine with yarn to create dimensional embroideries? This is the class for you. Students are encouraged to bring an item to embellish (sweatshirt, pillowcase, etc.). We will touch on both built-in designs on top-of-the-line machines and free motion couching.

(S) Fri / Feb 23 10:00-1:00

Kimberbell Citrus & Sunshine Quilted Baskets



Instructor: Linda Schwartz
Free for Club Members / \$30 Non-members
Come join me for another super cute Kimberbell In-the-Hoop project! These easy-peasy quilted baskets are stitched with lemons, leaves, swirls, and slices just in time for spring and summer. These giftable baskets are just right for any occasion. Hoop size 5"x7" or larger.

(O) Sat / Feb 24 9:00-12:00



OESD ITH Wallet

Instructor: Marina Lockwood
Free for Club Members / \$30 Non-members
Create a wallet right in your embroidery hoop! Featuring a zipper coin pouch, four card pockets, and a snap closure, this little wallet is just the right size for the essentials, and so easy to make, you'll want one in every color!

(D) Thu / Feb 29 1:00-4:00

REMEMBER that the D, S & O used in a club or class description refers to the location (D) = Duval (S) = Speedway (O) = Oracle

Rise & Shine Tea Towel



Instructor: Carol Schumaker

Free for Club Members / \$30 Non-members

This Tea Towel Class from Riley Blake Designs is a fun introduction to teach you everything you need to know about embroidering on tea towels. We will cover the best hooping options and show how

you can turn a basic kitchen tea towel into a statement for your kitchen! The kit, available at Oracle, includes four designs from Riley Blake Designs fabric designer & Beverly McCullough, project instructions, 2 blank cotton towels, fabric, trim, stiletto, 4 Madeira polyneon 1100yd spools of thread, and stabilizer! It's a limited edition, so don't miss out!

(O) Sat / Apr 13

12:00-3:00

Kimberbell Mini Quilts Volume 1



Instructor: Cecilia Moore

Free for Club Members / \$30 Non-members

Embroider all the components for these 12" x 12" mini quilts in your 5" x 7" hoop (or larger). After all the components are embroidered sew them together to finish the quilt front. With volume 1 you get all the

designs meant for January through June. Pick your favorite design to do in class but I bet you can't just make one!

(S) Fri / April 19

10:00 - 1:00



On The Go Luggage Tags

Instructor: Colleen Hughes

Free for Club Members / \$30 Non-members

Next time you take a trip, decorate your suitcase with one of these trendy On the Go Luggage Tags! These fun little tags, complete with doodles and travel-themed sentiments, are unique markers sure to help locate your

possessions amongst the never-ending sea of baggage. Use your favorite colors and fabrics to match your jet-setting style!

(D) Tue / Apr 23

10:00-1:00

SERGER CLUB



The 5 Sides of Spring

Instructor: Sharon Lamanda

Free for Club Members / \$30 Non-members

This beautiful table topper is fun to make, you may want to make several and it's so versatile you'll want to use it all year long! Join us for this easy, fun project. All levels and all sergers welcome!

(S) Tue / Mar 5

10:00-1:00



Serge It! Table Runner

Instructor: Marina Lockwood

Free for Club Members / \$30 Non-members

A perfect project to explore the decorative stitches on your serger and have a wonderful table runner to showcase in your house.

(D) Fri / Mar 29

1:00-4:00

Serger Thread Scarf



Instructor: Linda Schwartz

Free for Club Members / \$30 Non-members

Do you know how to crochet with your serger? In this club class I'm going to teach you how to make these fun colorful scarves just by using your serger's 3-thread overlock wide and some decorative thread. This technique can be used to decorate towels, little girls' socks, and blankets.

(O) Sat / Mar 30

9:00-12:00

Speedy Serger Shoe Bag



Instructor: Annette Graham

Free for Club Members / \$30 Non-members

Join us and let's do something fun with your serger. This shoe bag is made entirely on a serger using a 4-thread overlock from beginning to end. You will learn how to serge with clear vinyl and discover a clever way of adding the drawstring casing. If you own an embroidery machine you could even add some

personalization. Finished bag measures 9.5" wide x 15.5" tall.

(O) Tue / Apr 9

2:00-5:00

Square Neck Top

Instructor: Laura Eliason

Free for Club Members / \$30 Non-members

Learn how to construct a garment using your serger. In this class we'll make a slightly cropped boxy dolman sleeved top with a square neckline. You'll be able to choose your own fabric and we will discuss how to set your serger for different materials, as well as how to

make basic alterations to a pattern.

(S) Sat / Apr 20

10:00-1:00



Mad About Mesh

Instructor: Melissa Pathammavong

Free for Club Members / \$30 Non-members

These simple to make zipper mesh bags can be used in the dryer for delicates or a great way to carry dirty items from the beach. With a little mesh, a zipper and fold over elastic you will want to make one for everyone. This project uses an overlock stitch and a chain stitch.

(D) Sat / Apr 27

10:00-1:00

SEWING CLUB

Yarrow Wristlet & Pouch



Instructor: Cecilia Moore

Free for Club Members / \$30 Non-members

This Noodlehead pattern features two sizes and is great for using up scraps or fat quarters. I will be focusing on the smaller pouch for class which has interior card slots, a zippered closure, and a removable wrist strap. This pouch would be great for running quick errands or to use as a wallet inside a larger bag.

(D) Fri / Feb 9

10:00-1:00

3-in-1 Betsy Bag

Instructor: Sharon Lamanda

Free for Club Members / \$30 Non-members



Ever wonder what they use to make the labels out of for Levi's jeans? Sometimes the labels last longer than the jeans. Well, they are made from kraft-tex! Kraft-tex is a paper product that can be machine washed and dried and just gets softer with each wash. You can buy it in basic colors or pre-washed and dyed in beautiful colors. You can also combine it with fabric to make incredible bags! This bag is easy and super versatile, with 3 different looks. You'll find yourself grabbing it again and again!

(S) Tue / Feb 13

10:00-1:00



Daphne Pouch

Instructor: Carol Schumaker

Free for Club Members / \$30 Non-members

The Daphne Pouch sewing pattern crafts a cute carry all. Pick up pretty precuts or shop your stash and scraps to stitch up this darling design for a pouch to hold your notions, makeup, office supplies or whatever else you may need to organize and transport.

(O) Fri / Feb 16

3:00-6:00



Sew Sweet Slippers

Instructor: Annette Graham

Free for Club Members / \$30 Non-members

Do you have some cute pieces of fabric/fat quarters and don't know what to do with them? Let's sew up some sweet slippers. The pattern has full size templates for women's sizes 5-12. The slippers and removable insoles use a foam interfacing. There are instructions for 2 different flower decorations to add to the

slippers.

(O) Sat / Mar 9

12:00-3:00



Modern Me Shoulder Bag

Instructor: Melissa Pathammavong

Free for Club Members / \$30 Non-members

Get creative with this easy and fast tote bag. With four inner pockets and 2 outer design choices, this bag can fit any personality and need. You can even get funky and use cork fabric or reuse old denim. You may find yourself making more than one!

(D) Sat / Mar 16

10:00-1:00



Tulip Time Table Runner

Instructor: Colleen Hughes

Free for Club Members / \$30 Non-members

Are you looking to spruce up your kitchen or living room? This is the cutest little table runner with fun tulips and stars. The pattern is suited for 5" square charm packs. Or if you like you can use colorful scraps for tulips, leaves and stars. I look forward to seeing you at club.

(S) Fri / Mar 22

10:00-1:00

The following classes are taught by individuals who are solely responsible for their content. A class will be canceled if there are fewer than 3 people enrolled 72 hours before the class is scheduled. Thank you for your cooperation.

QUILTING CLASSES



Make a T-Shirt Quilt Block

Instructor: Judy Payne

Class Fee: \$40

In this class you will make one T-Shirt quilt block. Learn the steps to turn your favorite t-shirts into the perfect memory quilt. This class gets you started by making one block. Once you have learned the technique, you can apply it to your next t-shirt or memory quilt.

(O) Sat / Jan 20

12:00-3:00

(O) Sat / Mar 23

9:00-12:00

Valentine's Day Quilt As You Go Table Runner



Instructor: Judy Payne

Class Fee: \$40

This table runner is jelly roll friendly! If you have Valentines Day fabric yardage, you can cut your own 2.5" strips. The center of this runner is perfect to feature a special

large print design. The braid technique allows you to make it as long or as short as you need. Your table will look "lovely" with this Valentine's Day runner.

(O) Wed / Jan 24

9:00-12:00

Judy's Quilting Socials

Instructor: Judy Payne

Class Fee: \$30

Trying to get those gifts done by Christmas? Do you have projects that are crying out for help? Do you want to start a new project but don't know how? If you do, then these classes are for you. Each student works on their project with help from me and input from friends. Come join the fun! All skill levels are welcome.

(O) Sat / Jan 6

1:00-4:00

(O) Fri / Jan 12

3:00-6:00

(O) Wed / Jan 17

3:00-6:00

(O) Sat / Jan 27

1:00-4:00

(O) Sat / Feb 3

1:00-4:00

(O) Fri / Feb 9

3:00-6:00

(O) Wed / Feb 14

3:00-6:00

(O) Sat / Feb 24

1:00-4:00

(O) Sat / Mar 2

1:00-4:00

(O) Fri / Mar 8

3:00-6:00

(O) Wed / Mar 13

3:00-6:00

(O) Sat / Mar 23

1:00-4:00

(O) Sat / Mar 30

1:00-4:00

(O) Sat / Apr 6

1:00-4:00

(O) Fri / Apr 12

3:00-6:00

(O) Sat / Apr 27

1:00-4:00

REMEMBER that the D, S & O used in a club or class description refers to the location (D) = Duval (S) = Speedway (O) = Oracle



Make it Modern

Instructor: Swan Sheridan Class Fee: \$70

Do you love the tradition of quilting, but wish the blocks were more in line with Modernity? Join Swan for an intensive workshop opportunity! Bring in an image or drawing of your favorite traditional block and learn to alter the block until you reach a pleasing new design. Swan

will guide you through the process of creating cutting directions and a stitching order to ensure your new design is ready for quilting!

(D) Tu / Jan 30

10:00-4:00

(S) Thu / Feb 8

12:00-6:00



Quillow

Instructor: Judy Payne

Class Fee: \$120 for 4 classes

Hidden Quilts, Magic Pillows, "Quillows!" This project was all the rage many years back. You will make a quilt with an extension piece and when you fold up the quilt you stuff it into the pocket. This is the "stuffing" for the pillow. They are great for the car or a picnic in the park.

(O) Mon / Feb 5, 12, 19, 26

3:00-6:00

(O) Tue / Apr 9, 16, 23, 30

9:30-12:30

St. Patrick's Day Quilt As You Go Table Runner



Instructor: Judy Payne Class Fee: \$40

This table runner is one of the easiest and quickest that you can ever make! This runner is Jelly Roll friendly. Gather your green fabrics of different widths and you

will be finished in no time.

(O) Sat / Feb 10

1:00-4:00



Organic Machine Quilting

Instructor: Swan Sheridan

Class Fee: \$70

In this class, students will learn to expand their free motion quilting skills. Class will focus on using the three basic elements of free motion (lines, curves, and circles) to build a variety of designs. Prepare to take on the exciting world of modern machine quilting with a variety

of simple techniques that will open the box to expanded concepts of machine quilting. Class includes demonstrations of burying starts and stops, comfortably moving a large quilt in a regular domestic machine, and information on tools, basting, thread choices, and practice plans.

(D) Mon / Feb 12

10:00-4:00

(S) Tue / Feb 20

9:00-3:00



Easter Quilt as You Go Table Runner

Instructor: Judy Payne

Class Fee: \$40

This "giant" carrot table runner is sure to have the Easter bunny stopping by. Gather up all your orange fabrics and you will be on your

way. Everyone will want one of their own next year!

(O) Tue / Mar 5

9:00-12:00



Free Motion Quilt Lab

Instructor: Swan Sheridan

Class Fee: \$70

Do you find it difficult to know where to start with your free motion work? Do you have a project that is hard to plan for? Bring a finished quilt top to Free Motion Quilt Lab and get the guidance you need! Learn to


make choices about your specific project, discover tricks to make your projects more approachable, and ultimately create a personal plan for the project you bring to class. Swan will help you test your plan, tailor it to your abilities, and help you to organize an order of operations (where to begin and where to finish).

(D) Mon / Mar 11

10:00-4:00

(S) Tue / Mar 26

9:00-3:00



Piece of Cake Quilt

Instructor: Linda Schwartz

Class Fee (paid to instructor): \$60

A piece of cake is what this quilt is! Do you have a layer cake and don't know what to do with it? This is the fastest quilt I have made yet. This pattern makes a beautiful quilt for a quick gift you want to make for giving or for yourself.

(O) Fri / Mar 15, 22

9:30-12:30

EMBROIDERY CLASSES

Embroidery Basics Part 1 – The Beginner

Instructor: Linda Schwartz

Class Fee (paid to instructor): \$75



New to embroidery and don't know where to start? Start here with me and let me show you the basics for beautiful embroidery projects. In this class you will learn about needles, threads, stabilizers, and hoops. You will learn how to hoop correctly and how to embroider a t-shirt/sweatshirt, a tea or bath towel, quilting cottons

and denim.

(O) Sat / Jan 13

11:30-3:30

Edge-to-Edge Quilting on Your Embroidery Machine

Instructor: Rose Skelly

Class Fee (paid to instructor): \$40



Quilt your own quilts with this awesome "Edge to Edge" quilting technique using your embroidery machine! With Easy-Connect Quilting, you will be embroidering / quilting continuous line motifs across your entire quilt. You will also learn how to better use the precise design positioning or camera feature on your embroidery machine. So fast, so fun, so easy!

(O) Mon / Jan 29

1:00-4:00

Embroidery Part 2 – Advanced Embroidery

Instructor: Linda Schwartz

Class Fee (paid to instructor): \$50



Have you wanted to do free standing lace, in-the-hoop and appliqué but not quite sure how to create them? In this class I will show you the best products to use along with some tips and

tricks to ensure a beautiful, completed project.

(O) Fri / Apr 12

9:30-1:30

MACHINE ARTS CLASSES

Intro to Zentangle®

Instructor: Rose Skelly CZT

Class Fee (paid to instructor): \$35



What is Zentangle® you ask? It is an amazing drawing method that anyone can do. Yes, anyone! No drawing or artistic experience is necessary! This class will introduce you to Zentangle® and you will create your own original tile. Come and experience this relaxing, fun, and creative art form. Class fee includes some supplies.

(O) Tue / Jan 30

6:00-8:00

ZIA on Your Sewing Machine

Instructor: Rose Skelly CZT

Class Fee (paid to instructor): \$40



Once you have experienced Zentangle® as a drawing art form, the next step is creating fantastic Zentangle® inspired art (ZIA) on your sewing machine. You will use your sewing machine's straight and decorative stitches to create an amazing work of art! Create something for a quilt, a wall hanging, or whatever you desire. This relaxing method is

fun and creative. Class fee includes some supplies. *Prerequisite: Intro to Zentangle®*

(O) Tue / Feb 6

6:00-8:00

More ZIA on Your Sewing Machine

Instructor: Rose Skelly CZT

Class Fee (paid to instructor): \$30 each



You have had so much creative fun in the Zentangle® inspired art classes that you must come back for more! In this monthly class we will learn a new tangle, revisit some old favorites, and continue using more of your sewing machine's decorative stitches to create amazing one-of-a-kind works of art. Sign up and join in the fun whenever you can come!

Prerequisites: Intro to Zentangle® and ZIA on Your Sewing Machine.

(O) Tue / Jan 9

6:00-8:00

(O) Tue / Feb 13

6:00-8:00

(O) Tue / Mar 12

6:00-8:00

Beyond the Basic Rope Bowl

Instructor: Linda Schwartz

Class Fee (paid to instructor): \$40



In this class I will teach you the many ways to make different types of useful rope bowls, baskets, and bags for your home and as gifts. I will show you the many different types of rope available and what not to use. I will teach you how to cover rope with fabric, how to embroider on your rope bowl, and how threads and other dollar store items can make a difference in the appearance of your rope project.

(O) Sat / Feb 17

9:00-12:00

Oblong Multicolored Rope Basket

Instructor: Sue Ann Obremski

Class Fee: \$35 / Kit Fee: \$10 to be paid to instructor at class



The Rope Basket project is made from clothesline rope using a simple zig zag stitch on your sewing machine. You will learn some simple techniques that make these projects easy, fun and you will want to do more. They are simple to make and make great gifts, you won't be able to stop with just one. On display at Duval Store. Kit includes required rope and colored cord.

(D) Mon / Apr 15

1:00-4:00



Rectangle or Oval Jelly Roll Rug

Instructor: Linda Schwartz

Class Fee (paid to instructor): \$40


Jelly roll rugs are fun to make and once you know how to create them, they become addictive. In the first class you will prepare your fabric strips and in the second class you will sew your rug together. You will love how unique each rug becomes. All you need is a jelly roll, thread, jelly roll batting and

a sewing machine that will sew a zigzag and straight stitch.

(O) Fri / Apr 19, 26

2:30-5:00

SERGER CLASSES



Jelly Roll Serger Quilt

Instructor: Mary Sara Fields

Class Fee (paid to instructor): \$40

This is a fun and fast-moving class! Students will complete a beautiful quilt top during the class. The entire quilt top will be made using a jelly roll or by cutting 2.5" strips. Quilts made on a serger are fast, easy, and completely finished

on the backside so it will not ravel. This is a great way to use your serger.

(O) Wed / Mar 6

1:00-4:00

SEWING CLASSES



Flower Wrist Pin Cushion

Instructor: Annette Graham

Class Fee

(paid to instructor): \$40

Looking for something fun to make? Join us and learn how to create this beautiful wrist band pin cushion. Wear it while you sew, and your pins will always be within reach. Fun classes fill up fast so secure your spot today!

(O) Fri / Jan 5

12:00-3:00

(O) Wed / Feb 21

12:30-3:30

(O) Tue / Mar 12

9:00-12:00


(O) Thu / Apr 18

3:00-6:00

Do not question the size of my fabric stash. Unless you think it should be bigger.

It's ok to cut negative people out of your life. Just don't use your fabric scissors.

Quick & Easy Pillowcase



Instructor: Judy Payne Class Fee: \$30
Have you heard of the 3-seam pillowcase? Some call it the burrito method with a French seam. Making cute pillowcases are quick gifts that come together super-fast. Make one for every holiday, a set for a wedding shower gift, or for each of your grandchildren. Once you make one, you just can't stop!

(O) Wed / Jan 17

9:00-11:00

(O) Sat / Apr 20

12:00-2:00

The Daphne Handbag

Instructor: Annette Graham

Class Fee (paid to instructor): \$70



Want to learn how to make a really cool bag? This Daphne will be so much fun to make! This handbag features an exterior accent, faux piping, zipper closure, an adjustable crossbody strap, two interior pockets, and optional rivets. You can use metal strap connectors and a metal zipper tab if you choose not to make your own. Make this handbag with quilt weight cotton, vinyl, cork fabric, or other bag materials. The finished size of this handbag measures 9.5" wide at base, 9" high, and 4.5" deep.

(O) Thu / Jan 18, 25

3:00-6:00

(O) Thu / Apr 25, May 2

3:00-6:00

Sewing FUN-damentals

Instructor: Carol Schumaker

Class Fee: \$40

Looking for a square-one refresher sewing class or took the guide class, and want to get started? You're not alone! Learn the basics of sewing including fabric choice, seaming, and hemming.

(O) Fri / Jan 19

12:00-3:00

(O) Thu / Mar 7

3:00-6:00

Beginning Sewing

Instructor: Lorna Mitchell

Class Fee: \$50

These two classes will give you confidence with your sewing machine. In the first class you will learn the operation of your sewing machine, sewing terms, tools, basic stitches, feet, seams, pattern selection, and fabric. Using your new skills you will complete two guided projects in the second class; a bowl cozy and a tote bag.

(D) Sat / Jan 13, 20

9:30-12:00

Origami Two-Seam Bag

Instructor: Carol Schumaker

Class Fee: \$40

This fully lined quilted bag folds together in minutes and sews in just two seams! Perfect for beginning sewers, it is the ideal blend of style, functionality, and ease. Showcase your machine's decorative stitches, specialty thread and your creativity. You won't be able to make just one. Level: Beginner


(O) Tue / Jan 23

3:00-6:00

(O) Tue / Mar 26

9:00-12:00

REMEMBER that the D, S & O used in a club or class description refers to the location (D) = Duval (S) = Speedway (O) = Oracle



Textiles

Instructor: Carol Schumaker

Class Fee: \$80 + Kit

Ever wanted to buy fabric online, but aren't sure what it feels like? Experience dozens of different fabrics hands-on by creating a fabric swatch collection in this class. Designed exclusively for home sewers, we will study textiles, fiber content, fabric construction, finishes and techniques. Level: Beginner

(O) Wed / Jan 24, 31

12:30-3:30

(O) Mon / Mar 18, 25

3:00-6:00



Dish Towel Scarf

Instructor: Annette Graham

Class Fee (paid to instructor): \$40

Have you ever used a dish towel scarf? Towel scarves are no ordinary scarf, they are a kitchen towel scarf! They are very comfortable to wear while cooking and a perfect way to always have a towel on hand when needed. Grab a couple towels and the fabric of your choice and join us for a day of sewing fun.

(O) Fri / Jan 26

12:00-3:00

(O) Fri / Feb 23

9:00-12:00

(O) Thu / Mar 21

3:00-5:00

(O) Tue / Apr 30

1:00-4:00



Yin-Yang Handbag

Instructor: Judy Payne

Class Fee: \$40

This purse is inspired by the Yin-Yang symbol. It reminds us to create and maintain "balance" in our lives. This handbag requires no additional hardware. It is roomy (11" wide x 16" tall x 5" deep) with two interior pockets. This cute bag is

fun to make! Maybe you should have one for each season!

(O) Sat / Jan 27

9:00-12:00

(O) Sat / Feb 17

1:00-4:00

(O) Tue / Mar 19

9:30-12:30

(O) Fri / Apr 5

9:30-12:30

Lorna's Tips and Techniques - Patterns

Instructor: Lorna Mitchell

Class Fee: \$140/4 sessions or \$45/1 session

So, you know how to operate your sewing machine – but do you get frustrated trying to complete a project? Do you waste time looking for the right YouTube video? Did you buy the "easy" pattern but found it anything but? What about the fine print on the back of the pattern envelope, is that supposed to be helpful? Do you wish you had a personal tutor to guide you through the details of making flat fabric into 3-dimensional clothing? If you answered yes, then join Lorna in this class as she teaches the skills you need to finish strong. Learn with samples, demonstrations, and hands on practice on your own machine.

Session 1: Patterns

How to choose the right pattern and decipher the envelope to choose fabric, interfacing, thread, and notions. Do I pre-wash fabric? Locate and separate pattern pieces you need, make sure it fits, use and transfer information on each piece. How to lay out patterns and pin and then cut out with various types of scissors and rotary cutters. Interpret instruction sheets; finish edges before seaming. No sewing this class.

(D) Sat / Feb 3

9:30-12:30

Session 2: Attaching

Choose the right foot and stitching for your project. Baste, gather, and ease; make long seams that hang straight and darts, corners, pleats, points, hems, and curves that are smooth; trim and clip. Know when and how to press. How to finish seams; French, felled, pink, overlock, bias tape. Bring your feet and machine.

(D) Sat / Feb 10

9:30 – 12:30

Session 3: Buttons, Buttonholes, Pockets

Types of buttons; fat, shank, covered, toggle, and how to attach. Machine made buttonholes, which design is best? Making bound, triangle, and loop buttonholes. Attaching snaps, hook and eyes, and Velcro. Add patch and in-seam pockets; secure and embellish with top stitching. Bring your feet and machine.

(D) Sat / Feb 17

9:30 – 12:30

Session 4: Zippers

Standard, separating, and invisible zippers with centered, lapped, and exposed applications. Add end or side tabs; how to insert into a pouch, bag, or sweatshirt. Use a standard foot, zipper foot, or cording foot. Bring your "feet" and machine.

(D) Sat / Feb 24

9:30 – 12:30



Fabric Mesh Tote

Instructor: Judy Payne

Class Fee: \$40

This tote is the one you've seen at all the Quilt Shows. It features your favorite fabrics with a section of mesh in the middle. The mesh comes in many beautiful colors. This sturdy tote will hold all your purchases at the next event you attend. These

come together so quick and make great gifts! You can't stop at just one!

(O) Sat / Feb 10

9:00-12:00

(O) Fri / Mar 29

9:00-12:00



Perfect Wrap with Collar

Instructor: Sue Ann Obremski

Class Fee: \$35

The Perfect Wrap with a collar is a modification of the perfect wrap. The collar adds a little extra interest to the neckline. It is fast and easy to sew and makes a perfect gift. One size fits all. On display at Duval Store.

(D) Mon / Feb 19

1:00-4:00



Yoga Pants Class

Instructor: Rose Skelly

Class Fee (paid to instructor): \$40 / Pattern: \$17

These comfortable pants are not just for yoga! You will want to wear them every day and everywhere! They are as easy to sew as they are to wear. Choose from 1 of 2 patterns to make. One is a classic 3-piece relaxed leg style and the

other is a 4-piece slim leg style.

(O) Thu / Feb 22

1:00-4:00

Sewing with Lorna


Instructor: Lorna Mitchell

Class Fee: \$80 for 4 Classes (\$30 for 1 class -with available space)

These classes are for anyone who would like to build on existing sewing skills. This class has a flexible format and is geared to the individual student. Choose to make a garment, home decor item, quilting or craft project and I will provide guidance and direction through completion.

(D) Sat / Mar 2, 9, 23, 30

9:30 – 11:30



Child's Spring Ensemble

Instructor: Carol Schumaker

Class Fee: \$80

Spring is fast approaching and this sundress ensemble for girls will brighten up the season. This three-piece ensemble includes a sundress, apron, and purse. Comfortable to play and move in, and a beautiful and flattering silhouette. A sweet style she'll be wearing and twirling around all season long. This is sewing at

its easiest. Level: Beginner.

(O) Mon / Mar 4, 11

3:00-6:00



Tote to Backpack

Instructor: Sue Ann Obremski

Class Fee: \$35

This tote bag is not your normal tote bag. It is a lightweight Tote Bag and folds up into an easy carry pouch which is sewn into the bag. Therefore, it is easy to store and carry. That's not all, besides it being a Tote Bag one can carry, it converts to a Backpack. Fantastic for hands free shopping. On display at Duval Store.

(D) Thu / Mar 28

10:00-4:00



Intro to Apparel

Instructor: Carol Schumaker

Class Fee: \$120

New to sewing? Learn apparel construction techniques as we create a sample book. We will cover basic seams and hems, clothing shaping using darts, fasteners from buttons to zippers, and pattern reading. Includes learning about terminology, tools, and equipment, creating a sample book, and pressing

techniques. Level: Beginner.

(O) Wed / Apr 3, 10, 17, 24

2:30-5:30

Karen's Sewing Classes

*CLASSES FULL - GET ON THE WAITING LIST TODAY!

Instructor: Karen Coyne

Class Fee (paid to instructor): \$80 for 4 sessions

(\$25 for 1 class - with available space)

These classes are for anyone who has completed pre-sewing basics or would like to build on existing skills. All skill levels are welcome! The format is flexible and geared to each student. Choose to make a garment, home decor item, or quilting project. Sergers as well as sewing machines projects are welcome. These classes are in high demand and space is limited. Please contact Karen at kcsewfine20@yahoo.com to join the waiting list. Below are days and times of the week that these sewing classes are offered.

(S) Monday

3:00-5:00

(S) Wednesday

9:30-11:30

(S) Thursday

9:30-11:30

The Garment Group

Instructor: Laura Eliason

Class Fee (paid to instructor): \$35 for 1 class or \$150 for 5 classes



A fashion-focused weekly workshop; all levels welcome. Focused around clothing construction with a flexible format. Get inspired, bring a project, and/or explore various garment specific techniques like zipper applications, collars, button plackets, alterations for fit, embroideries, and embellishments. Make your sartorial dreams a reality! Please contact Laura at laura@catheys.com for more information.

8 (S) Tuesdays

4:00-7:00

Rose's Sewing Classes

Instructor: Rose Skelly

Class Fee (paid to instructor): \$120 for 4 - 3 hr sessions

(\$40 for 1 class - with available space)

\$80 for 4 - 2 hr sessions (\$30 for 1 class - with available space)



These classes are for anyone who is a beginner sewist OR for anyone who would like to build on their existing sewing skills. All skill levels are welcome. The format is flexible and geared to each student. Choose to make a garment, home decor, craft, or quilting project, fitting, learn alterations or finish up those projects sitting on your shelf! If desired, bring something different each week. Serger and embroidery projects are

welcome as well. These classes are in high demand and space is limited. Please contact Rose at roseskelly@hotmail.com to find out availability. Below are days and times of the week that these sewing classes are offered.

(O) Monday	9:00-12:00
(O) Wednesday	6:00-8:00
(O) Thursday	9:00-12:00

SPECIALTY CLASSES

Mastering your Machine with Kathleen (MYM)

These classes are for owners of Brother machines equipped with My Design Center and Baby Lock machines with IQ-designer. During these classes we will learn how to get the most out of your investment by teaching the building blocks to creating anything your heart desires in the design application within your machine. With some fundamental tools that your machine already provides, Kathleen will walk you step-by-step through three different projects helping and enhancing your knowledge of your magnificent machine. The required book costs \$249.99 but with the purchase of a MYM class it will be discounted to \$199.99!

MYM Home Sweet Home Garden Flag



Instructor: Kathleen Manning

Class Fee (paid to instructor): \$40

Learn how to use the Shape Creation Tool to add stippling or decorative line fills around an embroidery design or get creative using and combining these new shapes within the design center. You will create no sew areas and learn how to layer designs to create a new look.

(D) Sat / Jan 6 9:30-12:30



MYM Be Mine Trivet

Instructor: Kathleen Manning

Class Fee (paid to instructor): \$40

Love in the hoop projects? In this class you will learn how to build your very own in the hoop project using the design center tools built into your machine. You will be learning how to create an overlapping appliqué by adding layers and using line and decorative fills. These techniques will flow into your other quilting and embroidery projects seamlessly.

(D) Wed / Feb 7 1:00-4:00

REMEMBER that the D, S & O used in a club or class description refers to the location (D) = Duval (S) = Speedway (O) = Oracle



MYM Fancy Fills Pouch

Instructor: Kathleen Manning

Class Fee (paid to instructor): \$70

In this class, we will touch on some more advanced concepts to enhance your knowledge of your machine. We will go over how to develop an in the hoop project, adding decorative fills and decorative line stitches. You will learn how to create a stitch design to insert zippers into the pouch.

(D) Fri / Apr 26

10:00-4:00



SNC: Valentine Shaker Card

Instructor: Dalene Shacklett

Class Fee (paid to instructor): \$35

Come to this class so we can shake, shake, shake a cute card for the special people in your life this February. Use your ScanNCut to make the card and the envelope from start to finish. Plus, take everything you learn and apply it to other ideas that are definitely going to spark during this fun class! Supplies are provided, just bring your machine!

(D) Mon / Jan 29

1:00-3:00

(S) Tue / Jan 30

1:00-3:00



SNC: Cacti Tea Towel

Instructor: Dalene Shacklett

Class Fee (paid to instructor): \$30 / Kit Fee: \$10

Yes, you need another tea towel! Scan your pattern and cut your fabric using the ScanNCut to create a tea towel that is uniquely yours. This class will cover how to scan in quilting patterns, prep your fabric, and the ease of cutting applique with the ScanNCut.

(S) Tue / Feb 6

10:00-12:00

(D) Tue / Feb 20

1:00-3:00



SNC: AH-HA Cut it Out

Instructor: Dalene Shacklett

Class Fee (paid to instructor): \$40

This is the class that everyone is requesting! You want to cut fabric? Let's do it! In this class we will be cutting all types of fabric from cotton to vinyl (the fabric kind) with different backings/stabilizers. After taking this class you should feel confident cutting fabric and have the tools and knowledge to cut other mediums as well. All material will be provided, just bring your machine!

(D) Thu / Mar 14

1:00-3:00

(S) Fri / Mar 15

10:00-12:00

GUIDE CLASS HIGHLIGHT

Brother SNC Basics

In this class, you will learn how to adjust the blade and pressure to cut fabric for appliqué, adhesive and heat set vinyl and decorative paper. No computer or software needed.

(D) Mon / Jan 29

10:00-12:00

(S) Tue / Jan 30

10:00-12:00

(S) Sat / Mar 16

1:00-3:00

(D) Sat / Mar 30

1:00-3:00

KID'S CLASSES

You & Me Class – Reading Pillow Project

Instructor: Judy Payne

Class Fee: \$40 per pair



The You & Me classes are for a beginner sewist ages 6 to 15 years old and an adult. It could be a Mom, Grandma, Aunt or even a friend. Cathey's will provide a machine for the beginning sewist to use during class. Both people will make a fun project each class. This will become your favorite pillow! Who wouldn't

love taking a pillow with a pouch to hold your favorite book or electronic reading device (tablet) anywhere? This fun project is a great gift for your friends. (Pillow form is supplied by the teacher).

(O) Fri / Feb 23

3:00-6:00

(O) Sat / Mar 16

9:00-12:00



Kid's Neck Cooler

Instructor: Judy Payne

Class Fee: \$30

It's always Hot in Tucson! This neck scarf is filled with "water beads." When soaked in water they swell up to fill the neck cooler. These can be made in different sizes. Make one for everyone you know that works/plays outside.

(O) Fri / Mar 1

3:00-5:00

(O) Mon / Apr 29

3:00-5:00

GUIDE CLASS HIGHLIGHT

Floriani FTCU Software #1

This is the first class for owners of Floriani Total Control Unlimited software. Floriani software offers a vast amount of tools and options to create and modify your embroidery designs. This class will provide information on how to interpret the software icons, the Properties box, the Sequence View, Design Library and the built in fonts and designs.

(S) Fri / Jan 19

1:00-3:00

(S) Fri / Apr 26

1:00-3:00

Floriani FTCU Software #2

This is the second class for owners of Floriani Total Control Unlimited software. We will continue to become familiar with the software. The class will cover Save 2 sew, the Magic wand, and many of the wonderful features of the software.

(S) Fri / Jan 26

1:00-3:00

(S) Fri / May 3


1:00-3:00

NEED A REPAIR?

Don't wait! Contact us today
for all your sewing and vacuum
repair needs!



Discover just how easy and fun it is to sew like a PRO! In this two-day event, you'll learn how to do computerized quilting with a domestic machine, and you'll learn two different ways to accurately place your designs. Play with texture as you learn to couch with an embroidery module, and learn tips and tricks for creating appliques that pop. You'll even try your hand at free-motion quilting.



WHEN: Fri, Mar 22 – Sat, Mar 23, 2024 from 9am-4pm

WHERE: Cathey's Sahuarita Store / 18805 S Frontage Rd B103

COST: \$179

Call or stop by any location to register before March 16th!

WE'RE HAVING A 2-DAY PARTY WITH OeSD, SO JOIN US!

NEW
EVENT!

Let's CELEBRATE
WITH OeSD

MAKE 5 BEAUTIFUL PROJECTS




You'll learn how much fun it is to decorate your own party with embroidered accessories! Five fun celebration-themed projects will delight and excite you as you learn new embroidery techniques.

WHEN: Fri, Apr 26 & Sat, Apr 27, 2024 from 9am-4pm

WHERE: To be announced

COST: \$149

Call or stop by any location to register!



PIECE MAKERS QUILT SHOW

Many beautiful quilts and quilted items to see!

**SATURDAY
FEBRUARY 17, 2024
9AM-3PM**

TUCSON ESTATES
5900 W. WESTERN WAY CIRCLE

**QUILT RAFFLE, ANTIQUE QUILT BED TURNING, MINI-RAFFLES, SILENT AUCTION
\$1 SUGGESTED ENTRY**

The Tucson Quilters Guild presents **Quilt Fiesta! 2024**
Friday, February 23 - Sunday, February 25



2024 Opportunity Quilt - detail, Puzzlers Dream
Valerie Greenwell, size: 81 x 94 in.

*Fri, Feb 23 & Sat, Feb 24 9am to 5pm
Sun, Feb 25 10am to 4pm*

Old Pueblo Hall
Pima County Fairgrounds
11300 S. Houghton Rd.

*Hundreds of Quilts, Basket Bonanza, Vendors,
Antique Quilts, Small Quilt Charity Sale & Auction,
Quilts of Valor Sit & Sew, Demos, Special Exhibits,
Handi Quilter Long Arm Classes (see next page),
and more!*

*\$10 one-day pass / \$20 three-day pass / \$7 Parking
RV Parking available (contact the Pima County Fairgrounds)*

Visit tucsonquiltersguild.com for details

Handi Quilter Longarm Classes available during the Quilt Fiesta! (see next page)

Stop by the Cathey's booth at the Hummingbird Stitchers Quilt Guild

2024 Quilt Show "Quilts of the Huachucas"
Saturday, March 2 - Sunday, March 3

*Sat, Mar 2 - 9am to 4pm
Sun, Mar 3 - 9am to 3pm*

Buena High School
5225 E Buena School Blvd
Sierra Vista

*Visit hummingbirdquiltguild.com
for details*



2024 Opportunity Quilt



Handi Quilter
BY QUILTERS FOR QUILTERS

HANDS-ON LONGARM CLASSES AT THE QUILT FIESTA!

Join us for hands-on classes taught by Handi Quilter national educator
Jeannine Grabowska during the Quilt Fiesta at the Pima County Fairgrounds!
CALL 520-721-4000 TO REGISTER TODAY! CLASSES WILL FILL FAST!

DAY ONE: FRIDAY, FEBRUARY 23rd - \$99* *includes admission to Quilt Fiesta*

10am-5pm: Longarm Bootcamp

**Parking NOT included*

Does longarm quilting interest you, and you'd like to learn more about it? Or do you just want a review of longarm quilting basics? This class removes the mystery of longarm quilting by explaining machine and frame elements and features, how to load a quilt, and vital facts about thread, needles, and tension. Handi Quilter longarm machine and frame systems come in various sizes for every budget and are user-friendly because they are designed by a quilter, for quilters – just like you!

DAY TWO: SATURDAY, FEBRUARY 24th - \$99* *includes admission to Quilt Fiesta*

9am-12pm: Sweet & Simple Free Motion

**Parking NOT included*

Quilters everywhere LOVE the excitement and fun of free-motion quilting – and it's easier than you think! Create flowing designs by connecting simple design elements with continuous lines, traveling across the quilt or filling in a specific area. Learn how drawing and muscle memory contribute to beautiful free-motion quilting, and how you can create stunning designs.

1-4pm: Radical Rulers!

If you love precision and consistency in your quilting rulers, you will love using design rulers and templates! These handy tools assist in placing designs accurately and stitching them out precisely. Learn to handle rulers and templates safely with the ruler base and Sure Foot, and how to achieve accuracy with the markings. The wide variety of Handi Quilter rulers will inspire you to new design heights.

DAY THREE: SUNDAY, FEBRUARY 25th - \$99* *includes admission to Quilt Fiesta*

9am-12pm: Background Fills and Beyond!

**Parking NOT included*

Interested in building a library of designs you can use with confidence? In this workshop, you'll identify shapes you already love to quilt, learn how to create pathways to connect designs, and explore using different threads to really make your background fill quilting pop.

1-4pm: Start on the Right Foot

Have you ever wanted to break away from your basic quilting and really see what your longarm can do? You piece, quilt on unique fabric, apply binding to your quilts, and a lot of other great time saving techniques on your longarm. Find out what your longarm can really do and get ready to get more projects done.



**JEANNINE
GRABOWSKA**

Jeanine's mother was a wonderful seamstress whom exposed Jeannine to the joy of sewing at a young age. But she didn't discover that joy for herself until, as a young mother, she acquired her first sewing machine. Raising two children, renovating a Victorian home, volunteering in her church and working kept her very busy during her earlier years and though she really wanted to learn to quilt, somehow she didn't get the opportunity until 2003, when she took her first quilting class. Her new passion was born!

In 2009 she pieced her first real bed quilt to send with her daughter to college. After that, Jeannine joined her local quilt guild and began learning more. She began free motion quilting on her domestic machine, but desired more opportunity for quilting. In 2015, after 29 years of working as a medical lab technician, she ended her old career to begin planning a new venture in long arm quilting. Her previously loved HQ Avanté with Pro-Stitcher was purchased in 2016 and with the support of her wonderful husband, Mark, in 2017 Chickadee Cottage Quilting was born! In the four years that followed the business grew rapidly, creating a need for a new HQ Infinity to be added to her studio. She has become an award winning quilter, earning awards for her professional quilting for 3 years in a row. She has learned a great deal since opening her business and looks forward to a continuation of learning and growing in the quilting industry.

Because she loves working with people, and encouraging and guiding them through the quilting process, she is excited to be a part of the Handi Quilter team of educators! Jeannine says, "Handi Quilter gives us so many tools to help us express our creativity...the only question is: Where do you start?"

JANUARY 2024 • SPEEDWAY LOCATION

Sunday	Monday	Tuesday	Wednesday	Thursday	Friday	Saturday
	1 HAPPY NEW YEAR! CLOSED	2	3	4 2 – 4pm Brother / Baby Lock Top Line BASICS	5 10am – 12pm Basic Computerized	6 10am – 12:30pm Sergers Overlock Basics
7	8 10am – 12pm Pfaff / Viking Top Line BASICS 3 – 5pm Karen's Sewing	9 10am – 12pm Mechanicals 1 – 3pm LONG ARM CLUB: Ask the Educator	10 9:30 – 11:30am Karen's Sewing 2 – 4pm Brother / Baby Lock Mid Line BASICS	11 9:30 – 11:30am Karen's Sewing 2 – 4pm Brother / Baby Lock Top Line CREATIVE	12 10am – 12pm Janome Top Line BASICS	13 10am – 12:30pm Sergers Coverstitch Basics
14	15 10am – 12pm Pfaff / Viking Top Line CREATIVE 3 – 5pm Karen's Sewing	16 10am – 12pm Brother / Baby Lock Multi/Single Needle Embroidery#1 4 – 7pm Garment Group	17 9:30 – 11:30am Karen's Sewing 2 – 4pm Brother / Baby Lock Mid Line CREATIVE	18 9:30 – 11:30am Karen's Sewing 2 – 4pm Brother / Baby Lock Top Line EMB	19 10am – 12pm Janome Top Line CREATIVE 1 – 3pm Floriani Total Control #1	20 10am – 12pm Pfaff / Viking Mid Line BASICS
21	22 10am – 12pm Pfaff / Viking Top Line EMB 3 – 5pm Karen's Sewing	23 10am – 12pm Brother / Baby Lock Multi/Single Needle Embroidery#2 4 – 7pm Garment Group	24 9:30 – 11:30am Karen's Sewing 2 – 4pm Brother / Baby Lock Mid Line EMB	25 9:30 – 11:30am Karen's Sewing 2 – 4pm Brother / Baby Lock Top Line ADV EMB	26 10am – 12pm Janome Top Line EMB 1 – 3pm Floriani Total Control #2	27 10am – 12pm Viking / Pfaff Mid Line CREATIVE
28	29 10am – 12pm Pfaff / Viking Top Line ADV EMB 3 – 5pm Karen's Sewing	30 10am – 12pm SNC Basics 1 – 3pm Valentine's Shaker Card 4 – 7pm Garment Group	31		FIT TO FABULOUS WITH FABRIC!	

FEBRUARY 2024 • SPEEDWAY LOCATION

Sunday	Monday	Tuesday	Wednesday	Thursday	Friday	Saturday
				1 9:30 – 11:30am Karen's Sewing	2 10am – 12pm Brother / Baby Lock Top Line BASICS	3 10am – 12pm Basic Computerized
4	5 10am – 12:30pm Sergers Overlock Basics 3 – 5pm Karen's Sewing	6 10am – 12pm SNC: Cacti Tea Towel 4 – 7pm Garment Group	7 9:30 – 11:30am Karen's Sewing 2 – 4pm Pfaff / Viking Top Line BASICS	8 9:30 – 11:30am Karen's Sewing 12 – 6pm Make it Modern	9 10am – 12pm Brother / Baby Lock Top Line CREATIVE	10 10am – 12pm Mechanicals
11	12 10am – 12:30pm Sergers Coverstitch Basics 3 – 5pm Karen's Sewing	13 10am – 1pm SEWING CLUB: 3 in 1 Betsy Bag 4 – 7pm Garment Group	14 9:30 – 11:30am Karen's Sewing 2 – 4pm Pfaff / Viking Top Line CREATIVE	15 9:30 – 11:30am Karen's Sewing 2 – 4pm Brother / Baby Lock Mid Line BASICS	16 10am – 12pm Brother / Baby Lock Top Line EMB	17 10am – 12pm Janome Mid Line BASICS
18	19 10am – 12pm Pfaff / Viking Mid Line BASICS 3 – 5pm Karen's Sewing	20 9am – 3pm Organic Machine Quilting 4 – 7pm Garment Group	21 9:30 – 11:30am Karen's Sewing 2 – 4pm Pfaff / Viking Top Line EMB	22 9:30 – 11:30am Karen's Sewing 2 – 4pm Brother / Baby Lock Mid Line CREATIVE	23 10am – 1pm EMBROIDERY CLUB: Yarn Couching Mastered	24 10am – 12pm Janome Mid Line CREATIVE
25 QUILT FIESTA & HQ CLASSES	26 10am – 12pm Viking / Pfaff Mid Line CREATIVE 3 – 5pm Karen's Sewing	27 1 – 3pm LONG ARM CLUB: Long Arm Basics & Quilting Automation 4 – 7pm Garment Group	28 9:30 – 11:30am Karen's Sewing 2 – 4pm Pfaff / Viking Top Line ADV EMB	29 9:30 – 11:30am Karen's Sewing 2 – 4pm Brother / Baby Lock Mid Line EMB	QUILT FIESTA & HQ CLASSES	

MARCH 2024 • SPEEDWAY LOCATION

Sunday	Monday	Tuesday	Wednesday	Thursday	Friday	Saturday
					1 10am – 12pm Brother / Baby Lock Top Line ADV EMB 2 – 4pm Brother / Baby Lock Mid Line BASICS	2 SIERRA VISTA QUILT SHOW
3 SIERRA VISTA QUILT SHOW	4 10am – 12pm Basic Computerized 3 – 5pm Karen's Sewing	5 10 – 1pm SEGER CLUB: Five Sides of Spring 4 – 7pm Garment Group	6 9:30 – 11:30am Karen's Sewing 1 – 3pm Brother / Baby Lock Multi/Single Needle Embroidery#1	7 9:30 – 11:30am Karen's Sewing 2 – 4pm Pfaff / Viking Top Line BASICS	8 2 – 4pm Brother / Baby Lock Mid Line CREATIVE	9 10am – 12pm Brother / Baby Lock Top Line BASICS
10	11 10am – 12pm Mechanicals 3 – 5pm Karen's Sewing	12 10am – 12:30pm Serge Overlock Basics 1 – 3pm LONG ARM CLUB: Sew & Tell 4 – 7pm Garment Group	13 9:30 – 11:30am Karen's Sewing 1 – 3pm Brother / Baby Lock Multi/Single Needle Embroidery#2	14 9:30 – 11:30am Karen's Sewing 2 – 4pm Pfaff / Viking Top Line CREATIVE	15 10am – 12pm SNC: AH-HA Cut it Out! 2 – 4pm Brother / Baby Lock Mid Line EMB	16 10am – 12pm Brother / Baby Lock Top Line CREATIVE 1 – 3pm SNC Basics
17	18 10am – 12pm Janome Top Line BASICS 3 – 5pm Karen's Sewing	19 10am – 12:30pm Serge Coverstitch Basics 4 – 7pm Garment Group	20 9:30 – 11:30am Karen's Sewing 2 – 4pm Pfaff / Viking Mid Line BASICS	21 9:30 – 11:30am Karen's Sewing 2 – 4pm Pfaff / Viking Top Line EMB	22 10am – 1pm SEWING CLUB: Tulip Time Table Runner	23 10am – 12pm Brother / Baby Lock Top Line EMB
24	25 10am – 12pm Janome Top Line CREATIVE 3 – 5pm Karen's Sewing	26 9am – 3pm Free Motion Quilt Lab 4 – 7pm Garment Group	27 9:30 – 11:30am Karen's Sewing 2 – 4pm Viking / Pfaff Mid Line CREATIVE	28 2 – 4pm Pfaff / Viking Top Line ADV EMB	29 10am – 12pm Pfaff / Viking Mid Line BASICS	30 10am – 12pm Brother / Baby Lock Top Line ADV EMB
31						

APRIL 2024 • SPEEDWAY LOCATION

Sunday	Monday	Tuesday	Wednesday	Thursday	Friday	Saturday
	1 10am – 12pm Janome Top Line EMB 3 – 5pm Karen's Sewing	2	3 9:30 – 11:30am Karen's Sewing	4 9:30 – 11:30am Karen's Sewing 2 – 4pm Janome Mid Line BASICS	5 10am – 12pm Viking / Pfaff Mid Line CREATIVE	6
7	8 10am – 12pm Brother / Baby Lock Top Line BASICS 3 – 5pm Karen's Sewing	9 4 – 7pm Garment Group	10 9:30 – 11:30am Karen's Sewing 2 – 4pm Basic Computerized	11 9:30 – 11:30am Karen's Sewing 2 – 4pm Janome Mid Line CREATIVE	12 10am – 12pm Pfaff / Viking Top Line BASICS	13 10am – 12pm Brother / Baby Lock Mid Line BASICS
14	15 10am – 12pm Brother / Baby Lock Top Line CREATIVE 3 – 5pm Karen's Sewing	16 1 – 3pm LONG ARM CLUB: Sew & Tell 4 – 7pm Garment Group	17 9:30 – 11:30am Karen's Sewing 2 – 4:30pm Serge Overlock Basics	18 9:30 – 11:30am Karen's Sewing 2 – 4pm Pfaff / Viking Mid Line BASICS	19 10am – 1pm Embroidery CLUB: Mini Quilts: Kimberbell	20 10am – 1pm Serge CLUB: Square Neck Top
21	22 10am – 12pm Brother / Baby Lock Top Line EMB 3 – 5pm Karen's Sewing	23 10am – 12pm Mechanicals 4 – 7pm Garment Group	24 9:30 – 11:30am Karen's Sewing 2 – 4:30pm Serge Coverstitch Basics	25 9:30 – 11:30am Karen's Sewing 2 – 4pm Viking / Pfaff Mid Line CREATIVE	26 10am – 12pm Pfaff / Viking Top Line CREATIVE 1 – 3pm Floriani Total Control #1	27 10am – 12pm Brother / Baby Lock Mid Line CREATIVE
28	29 10am – 12pm Brother / Baby Lock Top Line ADV EMB 3 – 5pm Karen's Sewing	30 4 – 7pm Garment Group	1 MAY 9:30 – 11:30am Karen's Sewing	2 9:30 – 11:30am Karen's Sewing	3 10am – 12pm Pfaff / Viking Top Line EMB 1 – 3pm Floriani Total Control #2	4 10am – 12pm Brother / Baby Lock Mid Line EMB

JANUARY 2024 • ORACLE LOCATION

Sunday	Monday	Tuesday	Wednesday	Thursday	Friday	Saturday
	1 HAPPY NEW YEAR! CLOSED	2 10am – 12pm Pfaff/Viking Top Line BASIC 12:30 – 2:30pm Mechanical Machines	3 10am – 12pm Janome Midline BASIC 6 – 8pm Rose's Sewing	4 9am – 12pm Rose's Sewing 1 – 3pm LONG ARM CLUB: Ask the Educator	5 9 – 11am Bernina Top Line BASIC 12 – 3pm Flower Wrist Pin Cushion	6 9 – 11am Brother/Baby Lock Top Line ADV EMB 1 – 4pm Judy's Quilting Social
7	8 9am – 12pm Rose's Sewing 12:30 – 2:30pm Brother/Baby Lock Mid Line BASIC 3 – 5pm Pfaff/Viking Mid Line BASIC	9 10am – 12pm Pfaff/Viking Top Line CREATIVE 12:30 – 2:30pm Basic Computerized 6 – 8pm More ZIA on Your Sewing Machine	10 10am – 12pm Janome Midline CREATIVE 6 – 8pm Rose's Sewing	11 9am – 12pm Rose's Sewing 12:30 – 2:30pm Brother/Baby Lock Top Line BASIC	12 9 – 11am Bernina Top Line CREATIVE 3 – 6pm Judy's Quilting Social	13 9 – 11am Serge Overlock Basics 11:30am – 3:30pm Embroidery Basics Part 1 - The Beginner
14	15 9am – 12pm Rose's Sewing 12:30 – 2:30pm Brother/Baby Lock Mid Line CREATIVE 3 – 5pm Pfaff/Viking Mid Line CREATIVE	16 10am – 12pm Pfaff/Viking Top Line EMB	17 9 – 11am Quick & Easy Pillowcase 3 – 6pm Judy's Quilting Social 6 – 8pm Rose's Sewing	18 9am – 12pm Rose's Sewing 12:30 – 2:30pm Brother/Baby Lock Top Line CREATIVE 3 – 6pm The Daphne Handbag	19 9 – 11am Bernina Top Line EMB 12 – 3pm Sewing FUN-damentals	20 9 – 11am Serge Coverstitch Basics 12 – 3pm Make a T-Shirt Quilt Block
21	22 9am – 12pm Rose's Sewing 12:30 – 2:30pm Brother/Baby Lock Mid Line EMB	23 10am – 12pm Pfaff/Viking Top Line ADV EMB 3 – 6pm Origami Two-Seam Bag	24 9am – 12pm Valentine's Day Quilt As You Go Table Runner 12:30 – 3:30pm Textiles 6 – 8pm Rose's Sewing	25 9am – 12pm Rose's Sewing 12:30 – 2:30pm Brother/Baby Lock Top Line EMB 3 – 6pm The Daphne Handbag	26 12 – 3pm Dish Towel Scarf	27 9am – 12pm Yin-Yang Handbag 1 – 4pm Judy's Quilting Social
28	29 9am – 12pm Rose's Sewing 1 – 4pm Edge-to-Edge Quilting on Your Embroidery Machine	30 10am – 12pm Pfaff/Viking Mid Line BASIC 6 – 8pm Intro to Zentangle	31 12:30 – 3:30pm Textiles 6 – 8pm Rose's Sewing		FIT TO FABULOUS WITH FABRIC!	

FEBRUARY 2024 • ORACLE LOCATION

Sunday	Monday	Tuesday	Wednesday	Thursday	Friday	Saturday
				1 9am – 12pm Rose's Sewing 12:30 – 2:30pm Brother/Baby Lock Top Line ADV EMB	2 9 – 11am Brother/Baby Lock Mid Line BASIC 12 – 2pm Janome Top Line BASIC	3 1 – 4pm Judy's Quilting Social
4	5 9am – 12pm Rose's Sewing 12:30 – 2:30pm Pfaff/Viking Top Line BASIC 3 – 6pm Quillow	6 10am – 12pm Pfaff/Viking Mid Line CREATIVE 6 – 8pm ZIA on your Sewing Machine	7 9:30 – 11:30am Brother/Baby Lock Top Line BASIC 12 – 2pm Serge Overlock Basics 6 – 8pm Rose's Sewing	8 9am – 12pm Rose's Sewing 12:30 – 2:30pm Bernina Mid Line BASIC 3 – 5pm Mechanical Machines	9 9 – 11am Brother/Baby Lock Mid Line CREATIVE 12 – 2pm Janome Top Line CREATIVE 3 – 6pm Judy's Quilting Social	10 9am – 12pm Fabric Mesh Tote 1 – 4pm St. Patrick's Day Quilt As You Go Table Runner
11	12 9am – 12pm Rose's Sewing 12:30 – 2:30pm Pfaff/Viking Top Line CREATIVE 3 – 6pm Quillow	13 10am – 12pm LONG ARM CLUB: Long Arm Basics & Quilting Automation 6 – 8pm More ZIA on your Sewing Machine	14 9:30 – 11:30am Brother/Baby Lock Top Line CREATIVE 12 – 2pm Serge Coverstitch Basics 3 – 6pm Judy's Quilting Social 6 – 8pm Rose's Sewing	15 9am – 12pm Rose's Sewing 12:30 – 2:30pm Bernina Mid Line CREATIVE 3 – 5pm Basic Computerized	16 9 – 11am Brother/Baby Lock Mid Line EMB 12 – 2pm Janome Top Line EMB 3 – 6pm SEWING CLUB: Daphne Pouch	17 9am – 12pm Beyond the Basic Rope Bowl 1 – 4pm Yin-Yang Handbag
18	19 9am – 12pm Rose's Sewing 12:30 – 2:30pm Pfaff/Viking Top Line EMB 3 – 6pm Quillow	20	21 9:30 – 11:30am Brother/Baby Lock Top Line EMB 12:30 – 3:30pm Flower Wrist Pin Cushion 6 – 8pm Rose's Sewing	22 9am – 12pm Rose's Sewing 1 – 4pm Yoga Pants Class	23 9am – 12pm Dish Towel Scarf 3 – 6pm You & Me Class - Reading Pillow Project	24 9am – 12pm EMB CLUB: Kimberbell Citrus & Sunshine Quilted Baskets 1 – 4pm Judy's Quilting Social
25	26 9am – 12pm Rose's Sewing 12:30 – 2:30pm Pfaff/Viking Top Line ADV EMB 3 – 6pm Quillow	27	28 9:30 – 11:30am Brother/Baby Lock Top Line ADV EMB 6 – 8pm Rose's Sewing	29 9am – 12pm Rose's Sewing	QUILT FIESTA & HQ CLASSES	
QUILT FIESTA & HQ CLASSES						

MARCH 2024 • ORACLE LOCATION

Sunday	Monday	Tuesday	Wednesday	Thursday	Friday	Saturday
					1 9 – 11am Serger Overlock Basics 3 – 5pm Kid's Neck Cooler	2 9 – 11am Mechanical Machines 1 – 4pm Judy's Quilting Social SIERRA VISTA QUILT SHOW
3 SIERRA VISTA QUILT SHOW	4 9am – 12pm Rose's Sewing 12:30 – 2:30pm Pfaff/Viking Mid Line BASIC 3 – 6pm Child's Spring Ensemble	5 9am – 12pm Easter Quilt As You Go Table Runner 2 – 4pm Brother/Baby Lock Mid Line BASIC	6 10am – 12pm Pfaff/Viking Top Line BASIC 1 – 4pm Jelly Roll Serger Quilt 6 – 8pm Rose's Sewing	7 9am – 12pm Rose's Sewing 3 – 6pm Sewing FUN-damentals	8 9 – 11am Serger Coverstitch Basics 3 – 6pm Judy's Quilting Social	9 9 – 11am Basic Computerized 12 – 3pm SEWING CLUB: Sew Sweet Slippers
10	11 9am – 12pm Rose's Sewing 12:30 – 2:30pm Pfaff/Viking Mid Line CREATIVE 3 – 6pm Child's Spring Ensemble	12 9am – 12pm Flower Wrist Pin Cushion 2 – 4pm Brother/Baby Lock Mid Line CREATIVE 6 – 8pm More ZIA on your Sewing Machine	13 10am – 12pm Pfaff/Viking Top Line CREATIVE 3 – 6pm Judy's Quilting Social 6 – 8pm Rose's Sewing	14 9am – 12pm Rose's Sewing 12:30 – 2:30pm Bernina Top Line BASIC	15 9:30am – 12:30pm Piece of Cake Quilt 2 – 4pm Brother/Baby Lock Top Line BASIC	16 9am – 12pm You & Me Class - Reading Pillow Project
17	18 9am – 12pm Rose's Sewing 3 – 6pm Textiles	19 9:30am – 12:30pm Yin-Yang Handbag 2 – 4pm Brother/Baby Lock Mid Line EMB	20 10am – 12pm Pfaff/Viking Top Line EMB 1 – 3pm LONG ARM CLUB: Sew & Tell 6 – 8pm Rose's Sewing	21 9am – 12pm Rose's Sewing 12:30 – 2:30pm Bernina Top Line CREATIVE 3 – 6pm Dish Towel Scarf	22 9:30am – 12:30pm Piece of Cake Quilt 2 – 4pm Brother/Baby Lock Top Line CREATIVE	23 9am – 12pm Make a T-Shirt Quilt Block 1 – 4pm Judy's Quilting Social SEW LIKE A PRO
24 31	25 9am – 12pm Rose's Sewing 3 – 6pm Textiles	26 9am – 12pm Origami Two-Seam Bag 2 – 4pm Janome Midline BASIC	27 10am – 12pm Pfaff/Viking Top Line ADV EMB 6 – 8pm Rose's Sewing	28 9am – 12pm Rose's Sewing 12:30 – 2:30pm Bernina Top Line EMB	29 9am – 12pm Fabric Mesh Tote 2 – 4pm Brother/Baby Lock Top Line EMB	30 9am – 12pm SERGER CLUB: Serger Thread Scarf 1 – 4pm Judy's Quilting Social

APRIL 2024 • ORACLE LOCATION

Sunday	Monday	Tuesday	Wednesday	Thursday	Friday	Saturday
	1 9am – 12pm Rose's Sewing 1 – 3pm Pfaff/Viking Top Line BASIC	2 2 – 4pm Janome Midline CREATIVE	3 10am – 12pm Pfaff/Viking Mid Line BASIC 2:30 – 5:30pm Intro to Apparel 6 – 8pm Rose's Sewing	4 9am – 12pm Rose's Sewing 12:30 – 2:30pm Janome Top Line BASIC	5 9:30am – 12:30pm Yin-Yang Handbag 2 – 4pm Brother/Baby Lock Top Line ADV EMB	6 9 – 11am Brother/Baby Lock Top Line BASIC 1 – 4pm Judy's Quilting Social
7	8 9am – 12pm Rose's Sewing 1 – 3pm Pfaff/Viking Top Line CREATIVE	9 9:30am – 12:30pm Quillow 2 – 5pm SERGER CLUB: Speedy Serger Shoe Bag	10 10am – 12pm Pfaff/Viking Mid Line CREATIVE 2:30 – 5:30pm Intro to Apparel 6 – 8pm Rose's Sewing	11 9am – 12pm Rose's Sewing 12:30 – 2:30pm Janome Top Line CREATIVE	12 9:30am – 1:30pm Embroidery Part 2 - Advance Embroidery 3 – 6pm Judy's Quilting Social FLORIANI MASTERCLASS	13 9 – 11am Brother/Baby Lock Top Line CREATIVE 12 – 3pm EMBROIDERY CLUB: Rise & Shine Tea Towel FLORIANI MASTERCLASS
14	15 9am – 12pm Rose's Sewing 1 – 3pm Pfaff/Viking Top Line EMB	16 9:30am – 12:30pm Quillow 2 – 4pm Serger Overlock Basics	17 9 – 11am Brother/Baby Lock Mid Line BASIC 2:30 – 5:30pm Intro to Apparel 6 – 8pm Rose's Sewing	18 9am – 12pm Rose's Sewing 12:30 – 2:30pm Janome Top Line EMB 3 – 6pm Flower Wrist Pin Cushion	19 10am – 12pm Bernina Mid Line BASIC 12:30 – 2:30pm Mechanical Machines 2:30 – 5pm Jelly Roll Rug	20 9 – 11am Brother/Baby Lock Top Line EMB 12 – 2pm Quick & Easy Pillowcase
21	22 9am – 12pm Rose's Sewing 1 – 3pm Pfaff/Viking Top Line ADV EMB	23 9:30am – 12:30pm Quillow 2 – 4pm Serger Coverstitch Basics	24 9 – 11am Brother/Baby Lock Mid Line CREATIVE 2:30 – 5:30pm Intro to Apparel 6 – 8pm Rose's Sewing	25 9am – 12pm Rose's Sewing 1 – 3pm LONG ARM CLUB: Sew & Tell 3 – 6pm The Daphne Handbag	26 10am – 12pm Bernina Mid Line CREATIVE 12:30 – 2:30pm Basic Computerized 2:30 – 5pm Jelly Roll Rug	27 9 – 11am Brother/Baby Lock Top Line ADV EMB 1 – 4pm Judy's Quilting Social
28	29 9am – 12pm Rose's Sewing 3 – 5pm Kid's Neck Cooler	30 9:30am – 12:30pm Quillow 1 – 4pm Dish Towel Scarf	1 MAY 9 – 11am Brother/Baby Lock Mid Line EMB 6 – 8pm Rose's Sewing	2 3 – 6pm The Daphne Handbag	3	4 1 – 4pm Judy's Quilting Social

JANUARY 2024 • DUVAL LOCATION

Sunday	Monday	Tuesday	Wednesday	Thursday	Friday	Saturday
	1 HAPPY NEW YEAR! CLOSED	2	3 10am – 12pm Brother / Baby Lock Top Line BASIC	4 2 – 4pm Brother / Baby Lock Mid Line BASIC	5 2 – 4pm Bernina Top Line BASIC	6 9:30am – 12:30pm MYM with Kathleen Garden Flag 1 – 4pm OESD Villagers Group
7	8	9 10am – 12pm Bernina Mid Line BASIC	10 10am – 12pm Brother / Baby Lock Top Line CREATIVE	11 11am – 12pm LONG ARM CLUB: Ask the Educator	12 2 – 4pm Bernina Top Line CREATIVE	13 9:30am – 12pm Beginning Sewing
14	15	16 10am – 12pm Bernina Mid Line CREATIVE 2 – 4:30pm Bernina Overlock	17 10am – 12pm Brother / Baby Lock Top Line EMB 1 – 3pm Floriani Total Control #1	18 2 – 4pm Brother / Baby Lock Mid Line CREATIVE	19 2 – 4pm Bernina Top Line EMB	20 9:30am – 12pm Beginning Sewing
21	22	23 10am – 12pm Bernina Mid Line EMB 2 – 4:30pm Bernina Coverstitch	24 10am – 12pm Brother / Baby Lock Top Line ADV EMB 1 – 3pm Floriani Total Control #2	25 2 – 4pm Brother / Baby Lock Mid Line EMB	26 FIT TO FABULOUS WITH FABRIC!	27
28	29 10am – 12pm SNC Basics 1 – 3pm Valentine's Shaker Card	30 10am – 4pm Make it Modern	31			

FEBRUARY 2024 • DUVAL LOCATION

Sunday	Monday	Tuesday	Wednesday	Thursday	Friday	Saturday
				1 2 – 4pm Pfaff / Viking Mid Line BASIC	2	3 9:30am – 12:30pm Lorna's Tips and Tech- niques-Patterns 1 – 4pm OESD Villagers Group
4	5	6 10am – 12pm Janome Mid Line BASIC	7 10am – 12pm Pfaff / Viking Top Line BASIC 1 – 4pm MYM Be Mine Trivet	8 10am – 12:30pm Serge Overlock Basics 2 – 4pm Pfaff / Viking Mid Line CREATIVE	9 10am – 1pm SEWING CLUB: Yarro Wristlet & Pouch	10 9:30am – 12:30pm Lorna's Tips and Tech- niques-Attaching
				THE FIT DOCTOR & AMANDA'S BUNDLES		
11	12 10am – 4pm Organic Machine Quilting	13 10am – 12pm Janome Mid Line CREATIVE	14 10am – 12pm Pfaff / Viking Top Line CREATIVE 1 – 3pm LONG ARM CLUB: Long Arm Basics & Quilting Automation	15 10am – 12:30pm Serge Coverstitch Basics	16 10am – 12pm Basic Computerized	17 9:30am – 12:30pm Lorna's Tips and Techniques-Buttons, Buttonholes, and Pockets
18	19 1 – 4pm Perfect Wrap with Collar	20 10am – 12pm Janome Top Line BASIC 1 – 3pm SNC: Cacti Tea Towel	21 10am – 12pm Pfaff / Viking Top Line ADV EMB	22	23	24 9:30am – 12:30pm Lorna's Tips and Techniques-Zippers
					QUILT FIESTA & HQ CLASSES	
QUILT FIESTA & HQ CLASSES	26	27 10am – 12pm Janome Top Line CREATIVE	28	29 1 – 4pm EMBROIDERY CLUB: OESD ITH Wallet		

MARCH 2024 • DUVAL LOCATION

Sunday	Monday	Tuesday	Wednesday	Thursday	Friday	Saturday
					1 2 – 4pm Brother / Baby Lock Top Line BASIC	2 9:30 – 11:30am Sewing with Lorna 1 – 4pm OESD Villagers Group
						SIERRA VISTA QUILT SHOW
3 SIERRA VISTA QUILT SHOW	4	5 10am – 12pm Janome Top Line EMB 2 – 4pm Mechanical Machines	6 2 – 4pm Bernina Top Line BASIC	7 10am – 12pm Brother / Baby Lock Mid Line BASIC	8 2 – 4pm Brother / Baby Lock Top Line CREATIVE	9 9:30 – 11:30am Sewing with Lorna
10	11 10am – 4pm Free Motion Quilt Lab	12 10am – 12pm Bernina Mid Line BASIC	13 10am – 12pm LONG ARM CLUB: Sew & Tell 2 – 4pm Bernina Top Line CREATIVE	14 10am – 12pm Brother / Baby Lock Mid Line Creative 1 – 3pm SNC: AH-HA Cut it Out!	15 2 – 4pm Brother / Baby Lock Top Line EMB	16 10am – 1pm Sewing Club: Modern Me Shoulder Bag
17	18	19 10am – 12pm Bernina Mid Line CREATIVE	20 10am – 12:30pm Bernina Overlock 2 – 4pm Bernina Top Line EMB	21 10am – 12pm Brother / Baby Lock Mid Line EMB	22 2 – 4pm Brother / Baby Lock Top Line ADV EMB	23 9:30 – 11:30am Sewing with Lorna
					SEW LIKE A PRO	
24	25	26 10am – 12pm Bernina Mid Line EMB	27 10am – 12:30pm Bernina Coverstitch	28 10am – 4pm Tote to Backpack	29 1 – 4pm SEGER CLUB: Serge It Table Runner	30 9:30 – 11:30am Sewing with Lorna 1 – 3pm SNC Basics
31						

APRIL 2024 • DUVAL LOCATION

Sunday	Monday	Tuesday	Wednesday	Thursday	Friday	Saturday
	1	2 10am – 12pm Pfaff / Viking Top Line BASIC	3 10am – 12pm Pfaff / Viking Mid Line BASIC	4 2 – 4:30pm Serge Overlock Basics	5 2 – 4pm Janome Top Line BASIC	6 1 – 4pm OESD Villagers Group
7	8	9 10am – 12pm Pfaff / Viking Top Line CREATIVE	10 10am – 12pm Pfaff / Viking Mid Line CREATIVE	11 10am – 12pm LONG ARM CLUB: Sew & Tell 2 – 4:30pm Serge Coverstitch Basics	12 10am – 12pm Janome Top Line CREATIVE	13 FLORIANI MASTERCLASS
14	15 1 – 4pm Oblong Multi Colored Rope Basket	16 10am – 12pm Pfaff / Viking Top Line EMB	17 10am – 12pm Floriani Total Control #1 2 – 4pm Basic Computerized	18 10am – 12pm Janome Midline BASIC	19 2 – 4pm Janome Top Line EMB	20 FLORIANI MASTERCLASS
21	22	23 10am – 1pm EMBROIDERY CLUB: OESD Luggage Tags	24 10am – 12pm Floriani Total Control #2	25 10am – 12pm Janome Midline CREATIVE	26 10am – 4pm MYM Fancy Fills Pouch	27 10am – 1pm SEGER CLUB: Mad About Mesh
28	29	30 10am – 12pm Pfaff / Viking Top Line ADV EMB				

FLORIANI TOTAL EMBROIDERY MASTERCLASS



with DJ
Anderson



with Judy
Fredenburgh

WHEN: Friday, April 12th
OR
Saturday, April 13th
from 10am-5pm

WHERE: To be announced

COST: \$79

*Call or stop by any location
to register before March 16th!*



Join embroidery experts and members
of the Floriani Development Team DJ
Anderson and Judy Fredenburgh for
a unique event filled with inspiration,
education and FUN!

- Tips to improve every embroidery project!
- Learn the ins and outs of successful embroidery!
- Discover the benefits of embroidery software.
- Unlock your creativity!