



# IT'S TIME FOR TECH PARTY!

DETAILS ON PAGE 9



**Cathey's**  
SEWING & VACUUM

# EXPLORE NEW MACHINES!

PAGES 12-16

catheys.com

5701 E. Speedway Blvd.  
(520) 721-4000  
catheysew@catheys.com

18805 I-19 S. Frontage Rd. B103  
(520) 300-5002  
duval@catheys.com

8700 N. Oracle Rd.  
(520) 797-7177  
oracle@catheys.com



# SEPTEMBER - DECEMBER 2023 CLASSES

**SEW WHAT'S NEW Club** Owners of all brands are welcome to purchase a club membership for \$99.95 which is valid for an 18 month period. During that time the membership entitles the owner to attend club classes for **FREE\*** (a \$30 fee will be charged to non-members). Members also receive a 15% discount on all purchases excluding machines, software, and cabinets PLUS a 25% discount on their birthday. Renew your membership before it expires for only \$79.95. Expiration dates and discount rates for current club members are, of course, still in effect. Club adopts machines not purchased at Cathey's into our Cathey's family for unlimited guide classes. *\*A fully refundable \$10 deposit is now required for club sign-ups. Refunds will be given before class date but not after.*

## EMBROIDERY CLUB

### Holiday Prickly Blooms Placemat

*Instructor: Melissa Pathammavong*

*Free for Club Members / \$30 for Non-members*

Appliqué is sew easy when using your embroidery machine. Create a cactus placemat that will brighten any Southwest holiday decor and don't worry these cacti don't have spines. This project requires a 8" x 12" hoop or larger.

**(S) Fri / Sep 15**



**10:00-1:00**



### Halloween Tea Light Holders

*Instructor: Cecilia Moore*

*Free for Club Members / \$30 for Non-members*

Come try your hand at free standing lace embroidery with this festive tea light collection. Learn how to stitch out and construct a 3 dimensional lace embroidery on a small scale. This project requires a 6" x 10" hoop or larger.

**(D) Fri / Sep 22**

**10:00-1:00**

### Pumpkin Mug Rug

*Instructor: Carol Schumaker*

*Free for Club Members / \$30 for Non-members*

Pumpkin Patch Mug Rugs are great additions to your Fall or Halloween decor! Striped patterns with intricate stitching create fun machine embroidered decorations! Enjoy unique pumpkins and spooky jack-o-lanterns with flair! Hoop size is 6" x 10" or larger.

**(O) Fri / Sep 29**



**9:00-12:00**



### Punny Tea Towels

*Instructor: Marina Lockwood*

*Free for Club Members / \$30 for Non-members*

Funny designs you can embroider on a tea towel for use in a kitchen. Practice placement on the project and get a wonderful towel to use. Great as a light-hearted gift. Must

have at least a 5" x 7" hoop.

**(D) Tue / Nov 7**

**1:00-4:00**

**Classes are open to ALL SKILL LEVELS and we encourage every student to take user classes to become familiar with their machine!**

**REMEMBER** that the D, S & O used in a club or class description refers to the location **(D) = Duval (S) = Speedway (O) = Oracle**

## Fabulous Folded Bags

*Instructor: Sharon Lamanda*

*Free for Club Members / \$30 for Non-members*

Here's a fun new project for your embroidery and sewing machine! Fabulous Folded Bags that you can make for the holidays and year around. This project uses it all: embroidery, applique and free motion quilting to make decorative bags for display or gifting – make one or several. Uses 4" x 4" hoop or larger.

**(S) Fri / Nov 17**

**10:00-1:00**



## Freestanding Lace Bookmark

*Instructor: Linda Schwartz*

*Free for Club Members / \$30 for Non-members*

Have you ever wanted to try freestanding lace on your embroidery machine? This is the perfect beginning project. This OESD Freestanding Lace Bookmark allows you to learn about different stabilizers and embroidery threads to make a useful bookmark. From here you can make Christmas ornaments and village houses. The possibilities are endless. Come join the fun!

**(O) Sat / Nov 18**

**1:00-4:00**

## SERGER CLUB

### T-Shirt Quilt

*Instructor: Sharon Lamanda*

*Free for Club Members / \$30 for Non-members*

Would you like to do something with all those old t-shirts you've collected? Bring those good memories back by making a t-shirt quilt or wall hanging out of them and constructing it on your serger! All levels welcome! *This club has two parts.*

**(S) Tue / Oct 24, 31**

**10:00-1:00**



### Serge It! Table Runner

*Instructor: Marina Lockwood*

*Free for Club Members / \$30 for Non-members*

A perfect project to explore the decorative stitches on your serger and have a wonderful table runner to showcase in your house.

**(D) Wed / Oct 25**

**1:00-4:00**

### Cutting Edge Serger Table Runner

*Instructor: Annette Graham*

*Free for Club Members / \$30 for Non-members*

Are you looking for something fun to make with your serger? Come and join us and learn how to make a beautiful table runner on your overlock serger. You can create one for the different seasons or as a gift for family and friends. Don't delay sign up today!

**(O) Tue / Oct 31**

**10:00-1:00**





## Caroline Christmas Stocking

*Instructor: Melissa Pathammavong*

*Free for Club Members / \$30 for Non-members*

Learning new serger techniques is easy when creating this festive Christmas stocking. Techniques being covered will be piping, ruching, and more. Use of specialty feet will also be covered during the class. This project is created using the overlock stitch and rolled hem stitch.

(S) Tue / Nov 7

10:00-1:00

## Serger Techniques Pouch

*Instructor: Colleen Hughes*

*Free for Club Members / \$30 for Non-members*

Master many serger techniques while creating a unique and useful bag. The bag incorporates thread rosettes, ruffles with a decorative rolled hem, belt loops, flatlocking and criss-cross strips. All of these serger techniques can be used for a variety of future serger projects. Beginners are welcome! Coverstitch machines required.

(D) Wed / Nov 15

10:00-1:00



## Simply Beautiful Shrug

*Instructor: Carol Schumaker*

*Free for Club Members / \$30 for Non-members*

Simpler to wear than a scarf, yet just as easy to make especially with a serger! A shrug is perfect for stretching a travel wardrobe or to add a touch of elegance to any basic outfit. Create this versatile accessory using a lovely chiffon. Rolled hems and faux French seams make it fast and fabulous.

(O) Wed / Nov 29

2:00-5:00

## SEWING CLUB



## Bargello Christmas Tree Skirt

*Instructor: Colleen Hughes*

*Free for Club Members / \$30 for Non-members*

Make your next Christmas special and fun with an eye-catching Bargello Christmas Tree Skirt. This tree skirt will be so uniquely yours with all your favorite Christmas prints and is the perfect size of 40" in diameter. June Taylor's Quilt As You Go Tree Skirt pattern, which includes the template, and batting

are both available for purchase at Cathey's.

(S) Tue / Sep 19

1:00-4:00

## Taylor Bag

*Instructor: Marina Lockwood*

*Free for Club Members / \$30 for Non-members*

Create a useful set of clear bags that have 3 sizes. Great for organizing and traveling. Items stay secure with a zipper closure.

(D) Wed / Sep 20

1:00-4:00



## NEED A REPAIR?

Don't wait! Contact us today  
for all your sewing and vacuum  
repair needs!



## Chicken on the Run Placemat

*Instructor: Annette Graham*

*Free for Club Members / \$30 for Non-members*

Brighten up your kitchen table with these fun chicken placemats or table runner. These chickens can be made in a variety of fabrics, modern, country or vintage. Put a yellow chicken on one end and red chicken on the other. You can be very creative by using whatever

fabric you like. These placemats or a table runner will make an awesome gift for any friends or family. Class fills up quickly so sign up now!

(O) Wed / Sep 27

2:00-5:00

## Jakarta Table Runner QAYG


*Instructor: Marina Lockwood*

*Free for Club Members / \$30 for Non-members*

Printed batting for one table runner that includes instructions. Simple assembly, just supply your coordinating fabrics for a 41" w x 15.5" h table runner. Kit includes cotton/poly batting with pattern printed on batting that has easy sew by number construction. Quilting done as you piece fabric to the batting.

(D) Tue / Oct 10

1:00-4:00



## Folded Star Pincushion

*Instructor: Cecilia Moore*

*Free for Club Members / \$30 for Non-members*

This walnut shell weighted pincushion is a breeze to make with a pre-printed interfacing template that is included with the pattern. The pin cushion ends up being 4" x 4" and about 2" thick. This scrap or fat quarter friendly project sews up

quickly and additional interfacing templates can be purchased.

(S) Fri / Oct 20

10:00-1:00

## Desert Star Table Runner

*Instructor: Linda Schwartz*

*Free for Club Members / \$30 for Non-members*

Join me in making one of my favorite quilt patterns, stars! This simple table runner was inspired by the beautiful stars in our desert sky. The pattern is very versatile and can be made for any holiday or season. Choose one holiday for one side and a second for the other. Brighten up your home with a beautiful star table runner that is sure to steal the show!

(O) Sat / Oct 21

1:00-4:00

*The following classes are taught by individuals who are solely responsible for their content. A class will be cancelled if there are fewer than 3 people enrolled 72 hours before the class is scheduled. Thank you for your cooperation.*



## QUILTING CLASSES



## Quilt As You Go Dog & Cat Placemat

*Instructor: Judy Payne*

*Class Fee: \$30*

Don't forget your four-legged family this holiday. This Quilt As You Go project can be made for a cat or a dog. Make it to match your décor or with whimsical fabric. You are sure to get lots of compliments on this adorable pet placemat.

(O) Fri / Sep 29

3:00-5:00

(O) Fri / Oct 27

3:00-5:00

(O) Tue / Dec 19

3:00-5:00



## Judy's Quilting Socials

**Instructor:** Judy Payne

Trying to get those Christmas gifts done by Christmas? Do you have projects that are crying out for help? Do you want to start a new project but don't know how? If you do, then these classes are for you. Each student works on their project with help from me and input from friends. Come join the fun! All skill levels are welcome.

(O) Sat / Sep 2	1:00-4:00
(O) Fri / Sep 8	3:00-6:00
(O) Fri / Sep 15	3:00-6:00
(O) Wed / Sep 20	3:00-6:00
(O) Sat / Sep 30	1:00-4:00
(O) Sat / Oct 7	1:00-4:00
(O) Sat / Oct 14	1:00-4:00
(O) Wed / Oct 18	3:00-6:00
(O) Sat / Oct 28	1:00-4:00
(O) Sat / Nov 4	1:00-4:00
(O) Fri / Nov 10	3:00-6:00
(O) Wed / Nov 15	3:00-6:00
(O) Sat / Nov 25	1:00-4:00
(O) Sat / Dec 2	1:00-4:00
(O) Fri / Dec 15	3:00-6:00
(O) Wed / Dec 20	3:00-6:00
(O) Sat / Dec 23	1:00-4:00
(O) Sat / Dec 30	1:00-4:00

## Christmas Tree Quilt

**Instructor:** Judy Payne

**Class Fee:** \$120 for 4 classes

Have you always wanted a Christmas Tree Quilt? This beautiful quilt is made with 10" pre-cut squares (a layer cake) or cut your own 10" squares. Use as a wall hanging and this year's tree will take up no room at all. Make it a traditional green or scrappy. Brighten up your holiday with a new quilt.

(O) Tue / Oct 3, 10, 17, 24	9:00-12:00
-----------------------------	------------



## Quilt As You Go Christmas Tree Skirt

**Instructor:** Judy Payne

**Class Fee:** \$40

The time has come for a new Christmas tree skirt. This simple quilt as you go (QAYG) project is fun and fast. The pre-marked batting shows you where to put each piece of fabric. When completed you will have a 40" tree skirt that fits even the

biggest of Christmas trees. Add this personalized show-stopper to your holiday décor.

(O) Sat / Oct 7	9:00-12:00
(O) Fri / Oct 20	3:00-6:00
(O) Mon / Nov 20	9:00-12:00
(O) Tue / Dec 5	3:00-6:00


## Hole in the Wall Quilt

**Instructor:** Linda Schwartz

**Class Fee (paid to instructor):** \$70

Do you have six or 12 fat quarters you have been wanting to use? Join me in making this fun and easy "Hole in the Wall" quilt or wall hanging. This quilt comes together so fast. Choose from a beautiful fat quarter bundle or go scrappy! The choice is yours!

(O) Thu / Dec 7, 14	2:00-5:00
---------------------	-----------



## Tulip Time Table Runner

**Instructor:** Colleen Hughes

**Class Fee (paid to instructor):** \$70 for 2 classes

Are you looking to spruce up your kitchen or living room? This is the cutest little table runner with really fun tulips and stars. The pattern is suited for 5" square charm packs. Or if you like you can use colorful scraps for tulips, leaves and stars. Join us for the fun.

(S) Fri / Nov 3, 10	2:00-5:00
---------------------	-----------

## EMBROIDERY CLASSES

### Embroidery Basics for the Beginner

**Instructor:** Linda Schwartz **Class Fee (paid to instructor):** \$75

New to embroidery and don't know where to start? Then this class is for you! Let me show you what a difference it will make in your embroidery if you understand the importance of using the right hoops, stabilizers, needles, and threads for your projects. I will show you how to embroider on common and difficult fabrics such as t-shirts, sweatshirts, cards, bath towels and free-standing thread lace designs. All materials for projects will be provided by the instructor for this class.

(O) Fri / Sep 1	9:30-1:30
(O) Wed / Oct 25	1:00-5:00



### OESD Villagers Group

**Instructor:** Kathleen Manning

**Class Fee (paid to instructor):** \$100 for 4 classes or \$35 each

Take the fear out of embroidery as you create one of a kind creation, from a winter village to an amazing tiling scene. This is the perfect class to learn basic embroidery techniques. We will work on the OESD design of your choice.

(D) Sat / Sept 23	1:00-4:00
(D) Sat / Oct 28	1:00-4:00
(D) Sat / Nov 25	1:00-4:00
(D) Sat / Dec 23	1:00-4:00

### Edge-to-Edge Quilting on Your Embroidery Machine

**Instructor:** Rose Skelly

**Class Fee (paid to instructor):** \$40

Quilt your own quilts with this awesome "Edge to Edge" quilting technique using your embroidery machine! With Easy-Connect Quilting, you will be embroidering / quilting continuous line motifs across your entire quilt. You will also learn how to better use the precise design positioning or camera feature on your embroidery machine. So fast, so fun, so easy!

(O) Tue / Sep 26	1:00-4:00
------------------	-----------



## MACHINE ARTS CLASSES

### Intro to Zentangle®

**Instructors:** Rose Skelly, CZT

**Class Fee (paid to instructor):** \$35

What is Zentangle® you ask? It is an amazing drawing method that anyone can do. Yes, anyone! No drawing or artistic experience is necessary! This class will introduce you to drawing Zentangle® patterns and you will create your own original Zentangle® tile. Come and experience this relaxing, fun, and creative art form. Class fee includes some supplies.



(O) Tue / Oct 24	6:00-8:00
------------------	-----------

## ZIA on Your Sewing Machine

Instructors: Rose Skelly, CZT

Class Fee (paid to instructor): \$40

Once you have experienced Zentangle® as a drawing art form, the next step is creating fantastic Zentangle® inspired art (ZIA) on your sewing machine. You will use your sewing machine's straight and decorative stitches to create an amazing work of art! Create something for a quilt, a wall hanging, or whatever you desire. This relaxing method is fun and creative. Class fee includes some supplies. Prerequisite: Intro to Zentangle.®



(O) Tue / Nov 7

6:00-8:00



## More ZIA on Your Sewing Machine

Instructor: Rose Skelly, CZT Class Fee (paid to instructor): \$30

You have had so much creative fun in the Zentangle® inspired art classes that you must come back for more! In this monthly class we will learn a new tangle, revisit some old favorites, and continue using more of your sewing machine's decorative stitches to create amazing one-of-a-kind works of art. Sign up

and join in the fun! Prerequisites: Intro to Zentangle® and ZIA on Your Sewing Machine.

(O) Tue / Sep 12

6:00-8:00

(O) Tue / Oct 10

6:00-8:00

(O) Tue / Nov 14

6:00-8:00

## Beyond the Basic Rope Bowl

Instructor: Linda Schwartz

Class Fee (paid to instructor): \$40

Rope bowls are so fun and addicting to make. Come sew with me and let me show you some fun and easy techniques making rope bowls. Linda will cover the different kinds of rope that can be used, how to cover rope with fabric, how to embroider on your rope bowl, and how threads can make a difference in the appearance of your rope bowl.



(O) Sat / Nov 4

9:00-12:00



## Jelly Roll Rug

Instructor: Linda Schwartz

Class Fee (paid to instructor): \$40 for 2 classes

Jelly roll rugs are fun to make and once you know how to create them, they become addictive. In the first class

you will prepare your fabric strips and in the second class you will sew your rug together. You will love how unique each rug becomes. All you need is a jelly roll, thread, jelly roll batting and a sewing machine that will sew a zigzag and straight stitch.

(O) Fri / Dec 1, 8

9:30-12:00

## SEWING CLASSES

### Boho Cloche Hat

Instructor: Annette Graham

Class Fee (paid to instructor): \$40

Glam up your wardrobe with this Boho Cloche hat. It is a comfy design that flatters every face shape. It is perfect for a day in or a night out. Come join the fun in making one and everyone you meet will have hat envy.



(O) Tue / Sep 5

12:00-3:00

(O) Fri / Oct 27

9:00-12:00

(O) Wed / Nov 22

3:00-6:00

(O) Wed / Dec 6

9:00-12:00



## Day Tripper II Crossbody Bag

Instructor: Annette Graham

Class Fee (paid to instructor): \$50 for 2 classes

This simple and secure handy padded case is perfect for carrying your iPad, tablet, or other electronic gear. An easy-to-install zipper at the top allows easy access while still providing protection for your valuable items. A padded zippered pocket on the front of the case holds cords and chargers; inside is a slip pocket for a cell phone or other items. Carry the case over the shoulder or cross-body with the adjustable strap. Uses Finished Size: 11" w x 11.5".

(O) Fri / Sep 8, 15

12:00-2:00

(O) Thu / Oct 19, 26

3:00-5:00

(O) Mon / Nov 20, 27

4:00-6:00

(O) Thu / Dec 21, 28


3:00-5:00

## Textiles

Instructor: Carol Schumaker

Class Fee: \$80 for 2 classes plus kit

Ever wanted to buy fabric online, but aren't sure what it feels like? Experience dozens of different fabrics hands-on by creating a fabric swatch collection in this class. Designed exclusively for home sewers, we will study textiles, fiber content, fabric construction, finishes and techniques. Level: Beginner



(O) Tue / Sep 12, 19

2:00-5:00

(O) Fri / Dec 22, 29

3:00-6:00



## Origami Two-Seam Bag

Instructor: Carol Schumaker

Class Fee: \$40

This fully lined quilted bag folds together in minutes and sews in just two seams! Perfect

for beginning sewers, it is the ideal blend of style, functionality and ease. Showcase your machine's decorative stitches, specialty thread and your creativity. You won't be able to make just one. Level: Beginner

(O) Wed / Sep 13

11:30-2:30

(O) Wed / Oct 4

3:00-6:00

(O) Mon / Nov 13

3:00-6:00

(O) Tue / Dec 5

9:00-12:00

## The Daphne Bag

Instructor: Annette Graham

Class Fee (paid to instructor): \$70 for 2 classes

Wanna learn how to make a really cool bag? This Daphne will be so much fun to make! This handbag features an exterior accent, faux piping, zipper closure, an adjustable crossbody strap, two interior pockets, and optional rivets. You can use metal strap connectors and a metal zipper tab if you choose not to make your own. Make this handbag with quilt weight cotton, vinyl, cork fabric, or other bag materials. The finished size of this handbag measures 9.5" wide at base, 9" high, and 4.5" deep.



(O) Thu / Sep 14, 21

3:00-6:00

(O) Tue / Oct 3, 10

3:00-6:00

(O) Fri / Nov 24, Dec 1

12:30-3:30

(O) Wed / Dec 20, 27

11:30-2:30

**REMEMBER** that the D, S & O used in a club or class description refers to the location (D) = Duval (S) = Speedway (O) = Oracle





## The Bitsy Box Pouch

**Instructor:** Linda Schwartz

**Class Fee (paid to instructor):** \$40

How many Bitsy Box Pouches can you make? This perfect little project is irresistibly cute! Join me in making this adorable project. Once you start, you can't make just one!

(O) Fri / Sep 22

9:00-12:00

(O) Fri / Nov 17

2:00-5:00

## Fabric Mesh Tote

**Instructor:** Judy Payne

**Class Fee:** \$40

This tote is the one you've seen at all of the quilt shows. It features your favorite fabrics with a section of mesh in the middle. The mesh comes in many beautiful colors. This sturdy tote will hold all of your purchases at the next event you attend. These come together so quick and make great gifts! You can't stop at just one!



(O) Tue / Sep 26

9:00-12:00

(O) Wed / Oct 11

2:00-5:00

(O) Sat / Nov 11

1:00-4:00

(O) Sat / Dec 9

1:00-4:00



## Fit & Make a Knit Dress or T-Shirt

**Instructor:** Rose Skelly

**Class Fee (paid to instructor):** \$60 for 2 classes

Knit dresses and t-shirts are so comfortable to wear. Let's make one that fits! This simple pattern is for a dress but can be shortened to be a t-shirt. The pattern has sleeve options and a sleeveless version. We will also discuss necklines. You can bring your sewing machine and/or serger to the classes.

(O) Mon / Oct 2, 16

9:00-11:30



## Clam Up Zipper Pouch

**Instructor:** Linda Schwartz

**Class Fee (paid to instructor):** \$40

I don't know about you, but I can never have enough pouches. Pouches for make-up, sewing tools, tech gear or that perfect gift. The Clam Up Zipper Pouch

comes in five sizes. It is extra easy and fun to make!

(O) Thu / Oct 5

2:00-5:00

(O) Sat / Dec 2

9:00-12:00

## Got Your Back 2.1 Backpack

**Instructor:** Annette Graham

**Class Fee (paid to instructor):** \$70 for 2 classes

A beautiful backpack for today's student or busy professional, this stylish travel-friendly backpack has a quick-grab padded handle as well as adjustable straps. The bag features a magnetic flap on the front pocket, a full zippered quilted pocket on the back, and a zippered mesh pocket inside. Numerous inner slip pockets keep everything organized. Finished size of backpack: 14" h x 9" w x 4" d at top.



(O) Fri / Oct 6, 13

3:00-6:00

(O) Fri / Dec 22, 29

12:00-3:00

**REMEMBER** that the D, S & O used in a club or class description refers to the location (D) = Duval (S) = Speedway (O) = Oracle

## Rope Bowl and Coasters

**Instructor:** Sue Ann Obremski

**Class Fee:** \$25 plus \$10 Kit Fee

This rope project is made from clothesline rope using a simple zig zag stitch on your sewing machine. You will learn some simple techniques that make these projects easy and fun, and you will want to do more. They are simple to make and make great gifts, you won't be able to stop with just one. Kit includes required rope and embroidered cork circle. Kit fee to be paid to instructor at class.



(D) Fri / Oct 13

9:30-12:00

## Beginning Sewing

**Instructor:** Lorna Mitchell

**Class Fee:** \$50

These two classes will give you confidence with your sewing machine. In the first class you will learn the operation of your sewing machine, sewing terms, tools, basic stitches, feet, seams, pattern selection, and fabric. Using your new skills you will complete two guided projects in the second class; a bowl cozy and a tote bag.

(D) Tue / Oct 17, 24

1:00-3:30

(D) Sat / Oct 21; Nov 4

1:00-3:30

## The Kelvin Bag

**Instructor:** Rose Skelly

**Class Fee (paid to instructor):** \$45 includes pattern

It is the perfect bag for multiple uses! Use it for shopping, groceries, travel, or just everyday. It has multiple sections and an optional outside pocket. So quick and easy to make that you will want to make more and give as an awesome gift. Make it a shoulder or cross-body bag, the choice is yours.



(O) Mon / Oct 30

9:00-12:00



## Intro to Apparel

**Instructor:** Carol Schumaker

**Class Fee:** \$120 for 4 classes

New to sewing? Learn apparel construction techniques as we create a sample book. We will cover basic seams and hems, clothing shaping using darts, fasteners from buttons to zippers, and pattern reading. Includes learning about terminology, tools and equipment, creating a sample book, and pressing

techniques. Level: Beginner.

(O) Tue / Oct 31; Nov 7, 14, 21

3:00-6:00

## Trees, Trees, Trees

**Instructor:** Carol Schumaker

**Class Fee:** \$40

Make colorful and sweet trees to give your home the perfect atmosphere this year! These fun stuffed fabric trees are quick to make, which is always good during the busy holiday season.



(O) Wed / Nov 1

9:00-12:00

(O) Tue / Dec 12

3:00-6:00

69 years  
in Tucson

**Cathey's**  
SEWING & VACUUM

45 years on  
Speedway

We thank you, our valued customers, for your continued support over the years!



## Gifts for the Holidays


**Instructor:** Judy Payne

**Class Fee:** \$30 each

Join me in making one or several fun gifts for the holidays. During the first class we will make coasters, but they can be enlarged to make potholders, either one makes a great gift. In the next class we will make an eyeglass case / pouch,

which has a squeeze opening at the top to keep eyeglasses from falling out. The fabric bowl / plant cover is fun to make and really easy! They can be made in any size and once you make one you won't be able to stop! During the last class we will make a fabric Christmas tree. This cute little tree is a great way to use fun scrap fabric and buttons to embellish like ornaments. Use it as a door hanger or on your table. It's sure to bring Christmas cheer to any room.

- |                         |                                  |                   |
|-------------------------|----------------------------------|-------------------|
| <b>(O) Fri / Nov 3</b>  | <b>Coasters / Potholders</b>     | <b>9:00-11:00</b> |
| <b>(O) Fri / Nov 10</b> | <b>Eyeglass Case / Pouch</b>     | <b>9:00-11:00</b> |
| <b>(O) Fri / Nov 17</b> | <b>Fabric Bowl / Plant Cover</b> | <b>9:00-11:00</b> |
| <b>(O) Fri / Nov 24</b> | <b>Fabric Christmas Tree</b>     | <b>9:00-11:00</b> |



## Dolman Split Sleeve Top

**Instructor:** Sue Ann Obremski

**Class Fee:** \$30

We will take the basic Fit Nice Tee Top and make a Dolman with a split sleeve. The Dolman top is a super easy top and comfortable as well. Also, there will be examples of multiple variations, and a mini fashion show. The blouse can be made with a sewing machine or a serger.

- |                        |                  |
|------------------------|------------------|
| <b>(D) Mon / Nov 6</b> | <b>9:30-4:00</b> |
|------------------------|------------------|

## Sewing with Lorna

**Instructor:** Lorna Mitchell

**Class Fee:** \$100 for 4 classes (\$35 for 1 class with available space)

These classes are for anyone who would like to build on existing sewing skills. This class has a flexible format and is geared to the individual student. Choose to make a garment, home decor item, quilting or craft project and I will provide guidance and direction through completion.

- |  |                  |
|--|------------------|
| <b>(D) Tue / Nov 14, 21, 28; Dec 5</b> | <b>1:00-3:00</b> |
| <b>(D) Sat / Nov 11, 18; Dec 9, 16</b> | <b>1:00-3:00</b> |

## Organic Machine Quilting

**Instructor:** Swan Sheridan

**Class Fee:** \$60

In this class, students will learn to expand their free motion quilting skills. Class will focus on using the three basic elements of free motion (lines, curves, and circles) to build a variety of designs. Prepare to take on the exciting world of modern machine quilting with a variety of simple techniques that will open the box to expanded concepts of machine quilting. Class includes demonstrations of burying starts and stops, comfortably moving a large quilt in a regular domestic machine, and information on tools, basting, thread choices, and practice plans.



- |                        |                  |
|------------------------|------------------|
| <b>(S) Fri / Dec 1</b> | <b>1:00-6:00</b> |
|------------------------|------------------|

## Quick & Easy Pillowcase



**Instructor:** Judy Payne

**Class Fee:** \$30

Have you heard of the 3-seam pillowcase? Some call it the burrito method with a French seam. Making cute pillowcases are quick gifts and come together super-fast. Make one for every holiday, a set for a wedding shower

- |                        |                  |
|------------------------|------------------|
| <b>(O) Fri / Dec 1</b> | <b>4:00-6:00</b> |
|------------------------|------------------|

## AZ Purse


**Instructor:** Sue Ann Obremski

**Class Fee:** \$25

The AZ Purse is an easy over the shoulder purse and the answer to an easy holiday gift! It can be made from any material with body. I suggest making your first one with a cotton material or faux suede. You'll discover that one is not enough; you will want to make more and more. We will discuss how to do multiple variations.



- |                        |                   |
|------------------------|-------------------|
| <b>(D) Mon / Dec 8</b> | <b>10:00-4:00</b> |
|------------------------|-------------------|



## Divide & Conquer

**Instructor:** Swan Sheridan

**Class Fee:** \$60

Looking to add something new to your free motion skill set? In this class, students will learn to expand their free motion quilting skills, focusing on using the three basic elements of free motion (lines, curves, and circles) to build a variety of designs. Students will also begin to learn the basics of how to break up a quilting space and use foundational elements to create quilting frameworks. Prepare to take on the exciting world of modern machine quilting with a variety of simple techniques that will open the box to expanded concepts of machine quilting.

- |                         |                   |
|-------------------------|-------------------|
| <b>(D) Mon / Dec 11</b> | <b>10:00-4:00</b> |
| <b>(S) Fri / Dec 15</b> | <b>1:00-6:00</b>  |

## Karen's Sewing Classes

**\*CLASSES FULL - GET ON THE WAITING LIST TODAY!**

**Instructor:** Karen Coyne

**Class Fee (paid to instructor):** \$80 for 4 sessions (\$25 for 1 class - with available space)

These classes are for anyone who has completed pre-sewing basics or would like to build on existing skills. All skill levels are welcome! The format is flexible and geared to each student. Choose to make a garment, home decor item, or quilting project. Sergers as well as sewing machines projects are welcome. **These classes are in high demand and space is limited. Please contact Karen at [kcsewfine20@yahoo.com](mailto:kcsewfine20@yahoo.com) to join the waiting list.** Below are days and times of the week that these sewing classes are offered.

- |                      |                   |
|----------------------|-------------------|
| <b>(S) Monday</b>    | <b>3:00-5:00</b>  |
| <b>(S) Wednesday</b> | <b>9:30-11:30</b> |
| <b>(S) Thursday</b>  | <b>9:30-11:30</b> |

## Rose's Sewing Classes

**Instructor:** Rose Skelly

**Class Fee (paid to instructor):**

**\$120 for 4 - 3 hr classes (\$40 for 1 class with available space)**

**\$80 for 4 - 2 hr classes (\$30 for 1 class with available space)**

These classes are for anyone who is a beginner sewist OR for anyone who would like to build on their existing sewing skills. All skill levels are welcome. The format is flexible and geared to each student. Choose to make a garment, home decor, craft, or quilting project, fitting, learn alterations or finish up those projects sitting on your shelf! If desired, bring something different each week. Serger and embroidery projects are welcome as well. **These classes are in high demand and space is limited. Please contact Rose at [roseskelly@hotmail.com](mailto:roseskelly@hotmail.com) to find out availability.** Below are days and times of the week that these sewing classes are offered.



- |                      |                   |
|----------------------|-------------------|
| <b>(O) Monday</b>    | <b>9:00-12:00</b> |
| <b>(O) Wednesday</b> | <b>6:00-8:00</b>  |
| <b>(O) Thursday</b>  | <b>9:00-12:00</b> |

**Check out all the new events on  
pages 9-11, 17 & 24!  
Don't wait too long to register!**





## The Garment Group

*Instructor: Laura Eliason*

**Class Fee (paid to instructor):** \$35 for 1 class or \$150 for 5 classes

A fashion-focused weekly drop-in workshop; all levels welcome. Focused around clothing construction with a flexible format. Get inspired, bring a project, and/or explore various garment specific techniques like zipper applications, collars, button plackets, alterations for fit, embroideries, and embellishments. Make your sartorial dreams a reality! Please contact Laura at [laura@catheys.com](mailto:laura@catheys.com) for more information.

**(S) Tuesdays**

**4:00-7:00**

## KID'S CLASSES

### My First Quilt for Kids

*Instructor: Judy Payne*

**Class Fee:** \$100 for 3 classes

Select your fabric from a collection, a favorite color, or all the things you love. This quilt is approximately 46" x 54", a perfect size for a throw. In this class we will learn how to cut fabric, piece a quilt top, sandwich the top, batting and backing and finish the quilt. Everyone you know will want one!



**(O) Sat / Sep 16, 23, 30**

**9:00-12:00**

### You & Me Classes

*Instructor: Judy Payne*

**Class Fee:** \$40 per pair

The You & Me classes are for a beginner sewist ages 6 to 15 years old and an adult. It could be a Mom, Grandma, Aunt or even a friend.

Cathey's will provide a machine for the beginning sewist to use during class.



**(O) Water Bottle Holder Fri / Sep 22**

**3:00-6:00**

**(O) Snap Closed Pouch Sat / Nov 11**

**9:00-12:00**


### Kid's Quilting Classes



*Instructor: Melissa Pathammavong*

**Class Fee (paid to instructor):** \$250 for 6 classes

Give your child's creativity a jump start with this introductory series of quilt classes. Each child will get to design and create their own charm square quilt from start to finish. All quilts will also be entered into the Tucson Quilt Fiesta! The class fee includes all fabrics and thread to complete this project. All children taking this class will need to participate in all 6 classes. These classes are for ages 8-18 and take place outside of Cathey's normal business hours.



**(S) Sun / Oct 1, 8, 15, 22, 29; Nov 5**

**1:00-4:00**



**Tucson Quilters  
GUILD**

**Kids Row**

### Get those kids sewing!

Encourage the children in your life to enter a quilt in the 2024 Quilt Fiesta. This is a great way to show off the cultural and generational vitality of our craft. It's also a huge thrill for young quilters to see their creations displayed at the quilt show.



**For more info visit:**

[tucsonquiltersguild.com/quilt-show/kids-row](http://tucsonquiltersguild.com/quilt-show/kids-row)

## SPECIALTY CLASSES

### Mastering your Machine with Kathleen Classes (MYM)

These classes are for owners of Brother machines equipped with My Design Center and Baby Lock machines with IQ-designer. During these classes we will learn how to get the most out of your investment by teaching the building blocks to creating anything your heart desires in the design application within your machine. With some fundamental tools that your machine already provides, Kathleen will walk you step-by-step through three different projects helping and enhancing your knowledge of your magnificent machine. The required book costs \$249.99 but with the purchase of a MYM class it will be discounted to \$199.99!

### MYM with Kathleen: Embossed Towel

*Instructor: Kathleen Manning*

**Class Fee (paid to instructor):** \$40

Give your machine the opportunity to "wow" you by using the design center feature built into your machine to create the classic look of embossing without having to purchase a pre-made design. This class will teach you how to design your own shapes using the shape creating tool. Once you've learned this, you can apply it to many other things, giving your embroidery that special personalized touch!



**(D) Mon / Sep 18**

**10:00-1:00**

**(S) Wed / Sep 27**

**10:00-1:00**



### MYM with Kathleen: Cup Cozy

*Instructor: Kathleen Manning*

**Class Fee (paid to instructor):** \$40

Love in the hoop projects? This class you will learn how to build your very own in the hoop project using the design center tools built into your machine! You will be able to scan/import artwork and use the paint bucket to fill designs with quilting patterns. These techniques will flow into your other quilting and embroidery projects seamlessly!

**(D) Sat / Oct 14**

**1:00-4:00**

**(S) Tue / Oct 17**

**1:00-4:00**

### MYM with Kathleen: Flower Towel

*Instructor: Kathleen Manning*

**Class Fee (paid to instructor):** \$70

In this class, we will touch on some more intermediate concepts to enhance your knowledge of your machine. We will go over line and region fills using built in shapes and open and closed drawing tools while creating this whimsical tea towel. Plus, create and embroider your signature as part of the design to add a personal touch to any of your future creations.



**(D) Sat / Nov 18**

**10:00-4:00**

**(S) Mon / Nov 20**

**10:00-4:00**

### Watercolor for Quilters

*Instructor: Swan Sheridan*

**Class Fee:** \$50

In this class, students will learn to use Derwent's Inkntense blocks and pencils to create a dry watercolor image. Using water and fabric medium, we will then transform the dry image into a permanent watercolor. Suitable for creating backgrounds, applique cutouts, personalized fabric, or complete images, this method is simple and accessible. Swan takes the fear out of fabric painting and allows the artist in every quilter to surface with this simple technique.



**(D) Tue / Oct 3**

**12:00-4:00**

**(S) Wed / Oct 4**

**12:00-4:00**

**REMEMBER** that the D, S & O used in a club or class description refers to the location **(D) = Duval (S) = Speedway (O) = Oracle**



Husqvarna

VIKING®

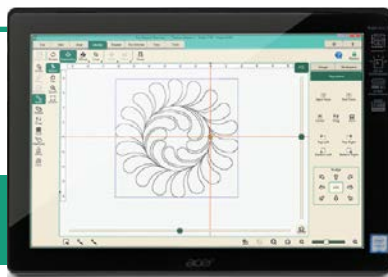
## EPIC 3

Launching  
September 5th



**Handi Quilter**  
BY QUILTERS FOR QUILTERS

*Pro-Stitcher®*



**New Users –  
Start Here!**

Pro-Stitcher is an intuitive computer-guided quilting system designed especially for use with Handi Quilter longarm quilting machines. User-friendly and simple to operate, the step-by-step process for each function is easy and fun. Whether you want to finish your own quilts or are considering a quilting business, come see the elegant and precise quilting you can accomplish with Pro-Stitcher.

**WHEN:** Fri, Sept 15th from 9am-4pm

**WHERE:** Cathey's Duval Store

18805 I-19 S. Frontage Rd. B103, Sahuarita

**COST:** \$69 includes lunch and refreshments

**CALL OR STOP BY ANY LOCATION TO REGISTER TODAY!**

**FREE EVENT!  
PRIZES!**

**CATHEY'S  
TECH  
PARTIES!**

**SNACKS!  
REFRESHMENTS!**

Join Cathey's and **special Tech Party guru George Moore of Moore's Sewing** for the most recent revelations from Brother, Baby Lock, Bernina, Janome, Viking, and more during the national conventions.

Whether your interest is quilting, garment construction, embroidery or crafting, this event should not be missed.

**Thu, Sept 28th from 9am-12pm or 2-5pm** at the Gaslight Music Hall of Oro Valley / 13005 N Oracle Rd #165

**Fri, Sept 29th from 9am-12pm or 2-5pm** at the Sheraton Tucson Hotel & Suites / 5151 E. Grant Rd.

**Sat, Sept 30th from 9am-12pm or 2-5pm** at Cathey's Duval Store / 18805 I-19 S. Frontage Rd. B103, Sahuarita

Appetizers will be served at both sessions.

**This event is free, but you must register. CALL OR STOP BY TODAY!**



**baby lock**

## Master your Baby Lock Serger! 12 Techniques in 2 Days!

In this two-day interactive class, students will get an in-depth introduction to Baby Lock sergers and what makes them so easy to use! Baby Lock educator, Milinda Stephenson, will guide students in properly threading & stitching many of the most commonly used stitches such as Overlock, Rolled Hem, Wave Stitch & Cover/Chain Stitch as you create two projects completed in class: an accessory bag and a computer/tablet bag. You will also leave with a workbook of techniques to apply to future serger projects. Even if you've never used a serger, this event is perfect for you!

**WHEN:** Fri, Oct 6th & Sat, Oct 7th from 9am-4pm

**WHERE:** Cathey's Duval Store  
18805 I-19 S. Frontage Rd. B103, Sahuarita

**COST:** \$119 includes lunch and refreshments

**CALL OR STOP BY ANY LOCATION TO REGISTER TODAY!**

*Complete Two projects!*

*Sew Steady* + **JANOME**  
ELEVATE YOUR CREATIVITY

Ruler Work  
*Party*




*See how easy quilting with rulers can  
be on brand new Janome Machines!*

**WHEN:** Fri, Oct 27th & Sat, Oct 28th  
from 9am-4pm

**WHERE:** Sheraton Tucson Hotel & Suites  
5151 E Grant Rd

**COST:** \$129 includes lunch and refreshments

**Call or stop by any location to register today!**



- 2 Days of Learning & Playing
- WIN with giveaways throughout event
- Westalee Design inspired trunk show Q&A
- Complete a pillow project to take home
- Try out a variety of machine features & feet
- Class Kit with a Template, Pattern and more
- Hands-on ruler quilting with a variety of designs



**FREE  
SHOW &  
PARKING!**

# 14th Annual Tucson Quilt, Craft & Sewing Festival

Bigger, Better & more Creative than ever!



**FREE CLASSES & DEMOS!**

For additional show information visit our website at:

**[www.quiltcraftsew.com](http://www.quiltcraftsew.com)**

**SEW CREATIVE & COLORFUL!  
LOTS OF EXCITING NEW BOOTHS!**

## Tucson Quilt, Craft & Sewing Festival

at the Tucson Expo Center (Not the Convention Center)  
(3750 E. Irvington Rd / exit 264) **FREE PARKING!**

**NOV 9, 10 & 11, 2023**

Thurs & Fri 10 am - 5 pm, Sat 10 am - 4 pm

**SEWING • QUILTING • NEEDLE-ARTS • CRAFTS**

See and buy the latest supplies, fabrics, notions  
patterns and tools... all under one roof!

**\$500 CASH** given daily at 9:45 am! Be in  
line early for your chance to  
win big / \$500 split between 20 winners each day!

**FREE ADMISSION!**

Bring your creative friends and  
family for a free & fun filled day!

## AMAZING GIVEAWAYS!

*Enter at the door to win one of our very special door prizes donated by one of the many great vendors at this event.*

**PRIZES WILL BE ANNOUNCED EVERY HOUR!**

**PLUS visit each manufacturer booth in the Cathey's Mall and  
enter for your chance to win MORE AMAZING GIVEAWAYS!**



Factory Direct  
Pricing inside the

**Cathey's Mall**



**CATHEY'S  
IS OUR  
SPONSOR!**



**DEAL DIRECTLY WITH MANUFACTURERS AND THEIR REPRESENTATIVES**

on Sewing Machines, Embroidery Machines, Long Arm Quilters & Frames, Sergers,  
Software, Stabilizers, Embroidery Thread, Sewing Furniture and more!

**plus PREVIOUSLY LOVED SEWING MACHINES & SERGERS**

Baby Lock • Bernina • Brother • Handi Quilter Husqvarna Viking • Janome • Pfaff  
Arrow/Kangaroo Furniture • Daylight Lighting • Floriani • Horn Cabinets • Koala Cabinets

**SYNCHRONY FINANCING AVAILABLE**

**NEW!  
SPECIAL  
BUNDLES!**

brother

EXPERIENCE

Where Technology  
Meets Inspiration

**VISIT or CALL  
ANY STORE  
FOR MORE  
INFO!**



**SPECIAL BUNDLE!**  
**\$9,999<sup>99</sup>**  
MSRP \$12,999<sup>99</sup>  
**CALL OR VISIT  
FOR DETAILS!**


### STELLAIRE2 INNOV-IS XJ2

The modern Stellaire2 Innov-is XJ2 Disney Combo Sewing and Embroidery machine continues the Brother legacy of exceptional combo machines. With 788 embroidery designs, 101 Disney-exclusive designs, a large 9.5" x 14" embroidery area, and wireless integration with the Artspira mobile app<sup>1</sup>, the Stellaire2 Innov-is XJ2 will elevate your sewing and embroidery skills.

### STELLAIRE2 INNOV-IS XE2

With the Stellaire2 Innov-is XE2 Embroidery Only Machine with Disney, the Brother legacy of exceptional embroidery machines continues. With 788 embroidery designs, 101 Disney exclusive designs, a large 9.5" x 14" embroidery area, and wireless integration with the Artspira mobile app<sup>1</sup>, the Stellaire2 Innov-is XE2 is sure to be an asset when paired with your creativity.

**SPECIAL BUNDLE!**  
**\$7,499<sup>99</sup>**  
MSRP \$9,999<sup>99</sup>  
**CALL OR VISIT  
FOR DETAILS!**



**\$699<sup>99</sup>**  
MSRP \$999<sup>99</sup>

### XJ1/XE1 UPGRADE KIT

It's time to upgrade your Stellaire Innov-is Edition! The XE1/XJ1 Upgrade Kit is filled with new features to take your sewing and embroidery to a whole new level. The Brother Stellaire Upgrade Kit is for anyone who purchased an XE1 or XJ1 and wants the latest and greatest features just released on the XE2/XJ2! Explore all this and more today with the Stellaire Upgrade Kit.

### ENTREPRENEUR ONE PR1X

Step into the world of embroidery with the Entrepreneur One PR1X Single-Needle Embroidery Machine. With 495 built-in patterns and 33 built-in fonts, plus precision accuracy positioning from the precise Crosshair 2-Point Positioning Laser, the Entrepreneur One PR1X Embroidery is the ideal machine for embroidery lovers moving from a traditional flatbed sewing machine at home to an embroidery machine for the home business.

**SPECIAL BUNDLE!**  
**\$999<sup>99</sup>**  
MSRP \$1,499<sup>99</sup>  
**CALL OR VISIT  
FOR DETAILS!**



**SPECIAL BUNDLE!**  
**\$6,999<sup>99</sup>**  
MSRP \$9,999<sup>99</sup>  
**CALL OR VISIT  
FOR DETAILS!**

### PRINTMODA STUDIO FABRIC PRINTER

The future of crafting and sewing has arrived. The revolutionary PrintModa Studio Fabric Printer prints custom designs, personalized patterns, and even celebratory templates in vibrant color on fabric and will transform your crafting and sewing experience! The PrintModa Studio Fabric Printer is for the maker who seeks creative outlets for self-expression and takes pride in creating authentic custom creations. And when PrintModa is combined with the highly innovative Artspira1 App, art happens.





## New MACHINES FROM BABY LOCK

Introducing Baby Lock's new sewing, quilting, and embroidery machines!

SPECIAL BUNDLES  
on NEW

**baby lock**

**MACHINES!**  
**VISIT or CALL**  
**ANY STORE**  
**FOR MORE INFO!**

## Altair 2



**\$9,499<sup>99</sup>** MSRP \$13,999<sup>99</sup>

**PLUS, the Altair 2 "Get started Kit" FREE!**

Working as both an embroidery and a sewing machine, Altair 2 is packed with power and technology allowing your creative side to take control. With IQ Technology®, you can seamlessly transfer images to your machine from your smart device using the IQ Intuition Positioning® App for perfect design placement in the hoop or design creation in IQ Designer.

## Meridian 2



**\$6,499<sup>99</sup>** MSRP \$8,999<sup>99</sup>

**PLUS, the Meridian 2 "Get started Kit" FREE!**

Unleash your inner artist! The Baby Lock Meridian 2 embroidery machine will inspire you to unlock your artistry and creative possibilities. With a myriad of stitch options to customize your design and IQ Technology® that allows you to wirelessly transfer images to your machine from your smart device using the IQ Intuition Positioning® App for perfect design placement in the hoop or design creation in IQ Designer, Meridian 2 will help you unlock your creativity.

## Altair & Meridian Upgrade Kit



**\$799<sup>99</sup>**  
MSRP \$999<sup>99</sup>

Expand your Altair or Meridian's capabilities with this must-have upgrade!

The upgrade kit brings your machine to true state-of-the-art status with features such as 2-point laser positioning, matrix copy, embroidery couching and much more. It includes the new 7"x12" magnetic hoop that makes embroidery edge-to-edge quilting effortless. Plus, it adds 50 new embroidery designs, 40 couching designs, new fonts and much more.

## Capella

The Baby Lock Capella single-needle, free-arm embroidery machine is ideal for your small embroidery business. Its crosshair positioning laser allows for perfect embroidery design placement, and the free-arm also provides ease and effectiveness when embroidering in tight areas such as inside pockets and sleeves. It can even embroider on stuffed animals, tote bags, and hats!



**\$5,999<sup>99</sup>**

MSRP \$7,999<sup>99</sup>

**PLUS, the Capella "Get started Kit" FREE!**

## accomplish 2

Achieve all your sewing objectives with the Baby Lock Accomplish 2 sewing machine. This impressive machine is designed with speed in mind, at the ready to sew 1,500 stitches per minute. Whether sewing a quilt, purse, or bulky upholstery fabric with heavy-duty thread for decorative stitching, the Accomplish 2 is strong enough to sew with ease and effectiveness.



**\$1,199<sup>99</sup>**

MSRP \$1,999<sup>99</sup>

**PLUS, the Accomplish 2 "Get started Kit" FREE!**

## CONTINENTAL M8 PROFESSIONAL

**SPECIAL  
PRICING!**

Call or visit any  
store for details!



**HI-DEFINITION  
QUILTING & SEWING**



Enhanced Superior  
Needle Threader



Tapering Function



7" Color LCD  
Touchscreen



Ruler Quilting Function



A.S.R. (Accurate  
Stitch Regulator)

You take your sewing passion seriously. You deserve a machine that delivers professional results. The Continental M8 Professional has everything you need for Hi-Definition Quilting and Hi-Definition Sewing. The Accurate Stitch Regulator (ASR) ensures that every quilting stitch you make is perfect. While the professional grade HP Needle Plate and HP2 AcuFeed options allow you to piece with precise 1/4" seams.

Want more assistance? Use the free AcuSpark2 app with the Continental M8 Professional to see more information about each stitch, review recommended settings, and see what options are available. Or, use the Sewing Applications menus to select your stitches by choosing what kind of sewing you are doing.

## Horizon Memory Craft 9480QC Professional



**HI-DEFINITION  
QUILTING & SEWING**



Enhanced Superior  
Needle Threader



Detachable AcuFeed™  
Flex Layered Fabric  
Feeding System



High-Def 5" LCD  
Color Touchscreen



A.S.R. (Accurate  
Stitch Regulator)  
Compatible - Optional



HP Plate and Foot  
Included

The legacy of the Memory Craft Series continues with the Horizon Memory Craft 9480QC Professional. Featuring 400 built-in stitches, 11 one-step buttonholes, and alphanumeric fonts, including 9mm lettering and numbers. Customize each stitch, including buttonholes, plus save your favorite stitches easily using the 5-inch High-Def Color Screen. The 9480QCP is the first in this series to include AcuSpark2, an updated Superior Needle Threader, and offer ASR (Accurate Stitch Regulator) as an optional accessory.



## CONTINENTAL M6

**\$5,499<sup>99</sup>**

MSRP \$6,999<sup>99</sup>  
NOVEMBER DELIVERY



Enhanced Superior  
Needle Threader



Tapering Function



7" Color LCD  
Touchscreen



Ruler Quilting Function



AcuFeed™ Flex Plus  
Fabric Feeding System

A stylish machine for the sophisticated quilter. The Continental M6 has everything you need in a quilting without the unnecessary frills. The 13.71" seamless flatbed provides a slick surface for your quilt projects. An ergonomically located 7" LCD touchscreen gives you all of the information on the 400 built-in stitches and recommends feet and settings tailored to each. Upgrade with the optional AcuFeed Flex layered fabric feeding system for easy quilting and piecing.

## Horizon Memory Craft 9410QC

**\$3,999<sup>99</sup>**

MSRP \$4,999<sup>99</sup>



Enhanced Superior  
Needle Threader



Detachable AcuFeed™  
Flex Layered Fabric  
Feeding System



High-Def 5" LCD  
Color Touchscreen



Improved Ergonomic  
Design

Hi-Definition Quilting is achieved with the Janome exclusive Detachable AcuFeed Flex Layered Fabric Feeding System as an optional accessory. Automatic presser foot lift, variable zig zag for free motion quilting, and includes a Ruler work foot.

Experience Hi-Definition Sewing with 300 built-in stitches, 11 one-step buttonholes, and alphanumeric fonts, including 9mm lettering and numbers. Precision stitching is achieved with the included straight stitch needle plate and 7-piece feed dog. Customize each stitch, including buttonholes, plus save your favorite stitches easily using the 5-inch High-Def Color Screen. The Horizon Memory Craft 9410QC also features an Enhanced Superior Needle Threader, and Stitch composer stitch creation software!

made to create **BERNINA**

# BERNINA 790 PRO

## Next level of sewing, quilting and embroidery

Enriched with exciting new sewing, quilting and embroidery features and the next generation stitch precision Technology, the B 790 PRO is even more precise and lets you control every stitch to achieve perfect results every time.

- BERNINA stitchprecision
- BERNINA Pinpoint Laser
- 4-Point Placement with Morphing
- BERNINA Stitchout App
- Customizable Quilt Designs

**\$2,477**  
in FREE Gifts!



Exclusive Gift  
**FREE**  
with Purchase!

made to create **BERNINA**

BEYONDA BE 750 PRO Gift with Purchase (GWP) available to retail purchasers of a new BE 750 PRO steamiron/steamer machine. GWP includes each of the following: One (1) BEYONDA XL Machine Sulfate, MSRP \$250; One (1) BEYONDA XL Module Sulfate, MSRP \$250; One (1) BEYONDA Undershorts Box, MSRP \$740; One (1) BEYONDA Men's Undershorts Hoop, MSRP \$129.99; and Claspone Clips for BEYONDA 7 Series One (4) Clasp, MSRP \$250. Total package value, \$1,274.99, which will be supplied last. Offer may not be combined or replaced with any other discounted promotional offers, credits, coupons or discounts. Not valid on previous purchases. Taxes are not included in the total purchase calculation. Offer and its terms are subject to change. Offer available at participating BEYONDA Dealers only. The right to extend, modify, eliminate, or reduce this offer without prior notice. ©2008, 10+ Visit where prohibited by law.

**\$1,200  
in FREE  
Gifts!**



# BERNINA 570 QE KAFFE EDITION

Play with colors and  
create something beautiful!

This limited edition model comes with a faceplate featuring the Big Blooms floral design by Kaffe Fassett. Gorgeous decorative stitches and embroidery designs by Kaffe are built-in. The machine also offers the latest sewing and embroidery functions, and includes unique accessories such as the BERNINA Stitch Regulator and the Patchwork Foot #97D – everything you need to let your creativity blossom.

- Exclusive Kaffe Fassett stitches
- Kaffe Fassett inspired trolley & dust cover
- Patchwork Foot #97D included
- BERNINA Stitch Regulator (BSR) included

# BERNETTE 79 YAYA HAN EDITION

## A dream for creative people

The b79 Yaya Han Edition opens your world to creative embroidery. It combines a high quality sewing and embroidery machine with the BERNINA Embroidery Software 9 Creator to bring your creations to life. The b79 Yaya Han Edition is incredibly easy to use, offers a wide range of included extras and lets you be your most creative.

- Unique and striking machine design
- BERNINA Embroidery Software 9 Creator included
- 276 embroidery designs
- Embroidery module with 3 hoops in size S, M and L included
- Yaya Han Edition Presser Foot Set with 8 additional feet
- bernette Dual Feed for fast, even fabric feed

**\$2,499<sup>99</sup>**

MSRP \$3,335<sup>99</sup>

**\$1,318**  
**in FREE Gifts!**







## 3-DAY HANDS-ON LONGARM VAN EVENT AT DUVAL with Sandy Rindlesbach!



**DAY ONE: THURSDAY, NOVEMBER 30 • 9am - 4pm** \$99 includes continental breakfast & lunch

### Basics of Longarm Quilting

Does longarm quilting interest you, and you'd like to learn more about it? Or do you just want a review of longarm quilting basics? This class removes the mystery of longarm quilting by explaining machine and frame elements and features, how to load a quilt, and vital facts about thread, needles, and tension. Handi Quilter longarm machine and frame systems come in various sizes for every budget and are user-friendly because they are designed by a quilter, for quilters – just like you!

**DAY TWO: FRIDAY, DECEMBER 1 • 9am - 4pm** \$99 includes continental breakfast & lunch

### Free Motion Quilting Foundations

Quilters everywhere LOVE the excitement and fun of free-motion quilting – and it's easier than you think! Create flowing designs by connecting simple design elements with continuous lines, traveling across the quilt or filling in a specific area. Learn how drawing and muscle memory contribute to beautiful free-motion quilting, and how you can create stunning designs.

### Rule(R) Your Quilts!

If you love precision and consistency in your quilting designs, you will love using rulers and templates! These handy tools assist in placing designs accurately and stitching them out precisely. Learn to handle rulers and templates safely with the ruler base and Sure Foot, and how to achieve accuracy with the markings. The wide variety of Handi Quilter rulers will inspire you to new design heights.

**DAY THREE: SATURDAY, DECEMBER 2 • 9am - 4pm** \$99 includes continental breakfast & lunch

### Exploring Pro-Stitcher Hands On

Pro-Stitcher is an intuitive computer-guided quilting system designed especially for use with Handi Quilter longarm quilting machines. User-friendly and simple to operate, the step- by-step process for each function is easy and fun. Whether finishing your own quilts or consider a quilting business, come see the elegant and precise quilting you can accomplish with Pro-Stitcher. New users – start here!

**SIGN UP FOR ALL THREE DAYS AND SAVE \$60!**  
**COST: \$237**

**Class fee includes machines, supplies, continental breakfast, lunch and refreshments!**  
**To register, call or stop by any Cathey's location.**

**Sandy Rindlesbach** loves all things fabric, especially all forms of longarm quilting. She started her needle arts journey in her childhood; learning knitting, crochet, needlepoint, cross-stitched and garment sewing. Growing up in the very center of Utah, she participated in opportunities available to improve these skills, entering county and state fairs and receiving blue ribbons. She can't remember a time when sewing and needle arts was not a part of her life. Purchasing a HQ Fusion® in 2010, Sandy began her longarm journey. She spent many years doing free-motion and ruler work before purchasing a HQ Forte® with Pro-Stitcher®. Sandy enjoys the freedom to be able to use free-motion, ruler and Pro-Stitcher on her quilts. Most of her quilts use all of these methods. Sandy especially loves feathers and enjoys teaching feather classes. In addition to quilting, she has made many Cosplay costumes for her family.

Sandy has won quilt awards including First Place Wall Hanging at HMQS and Best of Show at Utah State Fair Challenge Contest. When not quilting, Sandy hand-dyes her own fabric. Frequently, the backings of her quilts have been hand-dyed to coordinate with the top. She loves playing with color and anything quilt related.

Sandy graduated with a Bachelor of Arts degree from Brigham Young University. Prior to becoming a National Educator for HandiQuilter, Sandy was a Communications Consultant/Project Manager for an international Payroll and Benefits company. She lives in West Jordan, Utah and is blessed with 4 brilliant children and 2 outstanding grandchildren.

# SEPTEMBER 2023 • SPEEDWAY LOCATION

Sunday	Monday	Tuesday	Wednesday	Thursday	Friday	Saturday
					1 10am – 12pm Brother / Baby Lock Top Line BASICS	2 10am – 12pm Mechanicals
3	4 3 – 5pm Karen's Sewing	5 2 – 4pm Pfaff / Viking Mid Line BASICS	6 9:30 – 11:30am Karen's Sewing 2 – 4pm Pfaff / Viking Top Line CREATIVE	7 9:30 – 11:30am Karen's Sewing 2 – 4pm Brother / Baby Lock Mid Line BASICS	8 10am – 12pm Brother / Baby Lock Top Line CREATIVE 2 – 4pm Brother / Baby Lock Multi/Single Needle Embroidery #1	9 10am – 12pm Janome Top Line BASICS
10	11 10am – 12:30pm Sergers Overlock BASICS 3 – 5pm Karen's Sewing	12 2 – 4pm Viking / Pfaff Mid Line CREATIVE 4 – 7pm The Garment Group	13 9:30 – 11:30am Karen's Sewing 2 – 4pm Pfaff / Viking Top Line EMB	14 9:30 – 11:30am Karen's Sewing 2 – 4pm Brother / Baby Lock Mid Line CREATIVE	15 10am – 1pm EMB CLUB: Holiday Prickly Cacti	16 10am – 12pm Janome Top Line CREATIVE
17	18 10am – 12:30pm Sergers Coverstitch BASICS	19 1 – 4pm SEWING CLUB: Bargello Tree Skirt 4 – 7pm The Garment Group	20 2 – 4pm Pfaff / Viking Top Line ADV EMB	21 2 – 4pm Brother / Baby Lock Mid Line EMB	22 10am – 12pm Brother / Baby Lock Top Line EMB 2 – 4pm Brother / Baby Lock Multi/Single Needle Embroidery #2	23 10am – 12pm Janome Top Line EMB
24	25 10am – 12pm Basic Computerized	26 4 – 7pm The Garment Group	27 10am – 1pm Mastering your Machine with Kathleen: Embossed Towel	28	29 10am – 12pm Brother / Baby Lock Top Line ADV EMB	30
				Oracle Tech Party	Speedway Tech Party	Duval Tech Party

# OCTOBER 2023 • SPEEDWAY LOCATION

Sunday	Monday	Tuesday	Wednesday	Thursday	Friday	Saturday
1 1 – 3:30pm Kid's Quilting	2 3 – 5pm Karen's Sewing	3 4 – 7pm The Garment Group	4 9:30 – 11:30am Karen's Sewing 12 – 4pm Watercolor for Quilters	5 9:30 – 11:30am Karen's Sewing	6 10am – 12pm Brother / Baby Lock Mid Line BASICS	7 10am – 12pm Brother / Baby Lock Top Line BASICS
					Baby Lock Serge Away! Event	
8 1 – 3:30pm Kid's Quilting	9 10am – 12pm Mechanicals 3 – 5pm Karen's Sewing	10 10am – 12:30pm Sergers Overlock BASICS 4 – 7pm The Garment Group	11 9:30 – 11:30am Karen's Sewing 2 – 4pm Pfaff / Viking Mid Line BASICS	12 9:30 – 11:30am Karen's Sewing 2 – 4pm Pfaff / Viking Top Line BASICS	13 10am – 12pm Brother / Baby Lock Mid Line CREATIVE	14 10am – 12pm Brother / Baby Lock Top Line CREATIVE
15 1 – 3:30pm Kid's Quilting	16 10am – 12pm Janome Mid Line BASICS 3 – 5pm Karen's Sewing	17 10am – 12:30pm Sergers Coverstitch Basics 1 – 4pm Mastering your Machine with Kathleen: Cup Cozy 4 – 7pm The Garment Group	18 9:30 – 11:30am Karen's Sewing 2 – 4pm Viking / Pfaff Mid Line CREATIVE	19 9:30 – 11:30am Karen's Sewing 2 – 4pm Pfaff / Viking Top Line CREATIVE	20 10am – 1pm SEWING CLUB: Folded Star Pin Cushion	21 10am – 12pm Brother / Baby Lock Top Line EMB
22 1 – 3:30pm Kid's Quilting	23 10am – 12pm Janome Mid Line CREATIVE 3 – 5pm Karen's Sewing	24 1 – 4pm SEWING CLUB: T-Shirt Quilt 4 – 7pm The Garment Group	25 9:30 – 11:30am Karen's Sewing	26 9:30 – 11:30am Karen's Sewing 2 – 4pm Pfaff / Viking Top Line EMB	27 10am – 12pm Brother / Baby Lock Mid Line EMB	28 10am – 12pm Brother / Baby Lock Top Line ADV EMB
29 1 – 3:30pm Kid's Quilting	30 10am – 12pm Brother / Baby Lock Top Line BASICS 3 – 5pm Karen's Sewing	31 10am – 12pm Basic Computerized 1 – 4pm SEWING CLUB: T-Shirt Quilt 4 – 7pm The Garment Group			Sew Steady & Janome Ruler Work Party	




# NOVEMBER 2023 • SPEEDWAY LOCATION

Sunday	Monday	Tuesday	Wednesday	Thursday	Friday	Saturday
			1 9:30 – 11:30am Karen's Sewing	2 9:30 – 11:30am Karen's Sewing 2 – 4pm Pfaff / Viking Top Line ADV EMB	3 10am – 12pm Pfaff / Viking Top Line BASICS 2 – 5pm Tulip Time Table Runner #1	4 10am – 12pm Brother / Baby Lock Mid Line BASICS
5 1 – 3:30pm Kid's Quilting	6 10am – 12pm Brother / Baby Lock Top Line CREATIVE 3 – 5pm Karen's Sewing	7 10am – 1pm SEGER CLUB: Caroline Christmas Stocking 4 – 7pm The Garment Group	8 9:30 – 11:30am Karen's Sewing 2 – 4pm Basic Computerized	9 9:30 – 11:30am Karen's Sewing 2 – 4pm Pfaff / Viking Mid Line BASICS	10 10am – 12pm Pfaff / Viking Top Line CREATIVE 2 – 5pm Tulip Time Table Runner #2	11 10am – 12pm Brother / Baby Lock Mid Line CREATIVE
Tucson Quilt, Craft & Sewing Festival						
12	13 10am – 12pm Brother / Baby Lock Top Line EMB 3 – 5pm Karen's Sewing	14 10am – 12pm Brother / Baby Lock Multi/Single Needle Embroidery#1 2 – 4pm Janome Top Line BASICS 4 – 7pm The Garment Group	15 9:30 – 11:30am Karen's Sewing 2 – 4:30pm Serge Overlock BASICS	16 9:30 – 11:30am Karen's Sewing 2 – 4pm Viking / Pfaff Mid Line CREATIVE	17 10am – 1pm EMBROIDERY CLUB: Fabulous Folded Bag	18 10am – 4pm Mastering your Machine with Kathleen: Flower Towel
19	20 10am – 12pm Brother / Baby Lock Top Line ADV EMB 3 – 5pm Karen's Sewing	21 10am – 12pm Brother / Baby Lock Multi/Single Needle Embroidery#2 2 – 4pm Janome Top Line CREATIVE	22 2 – 4:30pm Serge Coverstitch BASICS	23 CLOSED HAPPY THANKSGIVING!	24 10am – 12pm Pfaff / Viking Top Line EMB	25 10am – 12pm Brother / Baby Lock Mid Line EMB
26	27 3 – 5pm Karen's Sewing	28 2 – 4pm Janome Top Line EMB 4 – 7pm The Garment Group	29 9:30 – 11:30am Karen's Sewing	30 9:30 – 11:30am Karen's Sewing		

# DECEMBER 2023 • SPEEDWAY LOCATION

Sunday	Monday	Tuesday	Wednesday	Thursday	Friday	Saturday
				30	1 10am – 12pm Pfaff / Viking Top Line ADV EMB 1 – 6pm Organic Machine Quilting	2 10am – 12pm Pfaff / Viking Top Line BASICS
3-Day Hands-On Longarm Van Event!						
3	4 3 – 5pm Karen's Sewing	5 10am – 12pm Brother / Baby Lock Mid Line BASICS 4 – 7pm The Garment Group	6 9:30 – 11:30am Karen's Sewing 2 – 4pm Brother / Baby Lock Top Line BASICS	7 9:30 – 11:30am Karen's Sewing 2 – 4pm Basic Computerized	8 10am – 12:30pm Serge Overlock BASICS	9 10am – 12pm Pfaff / Viking Top Line CREATIVE
Embellish Dream It, Create It!						
10	11 3 – 5pm Karen's Sewing	12 10am – 12pm Brother / Baby Lock Mid Line CREATIVE 4 – 7pm The Garment Group	13 9:30 – 11:30am Karen's Sewing 2 – 4pm Brother / Baby Lock Top Line CREATIVE	14 9:30 – 11:30am Karen's Sewing 2 – 4pm Mechanicals	15 10am – 12:30pm Serge Coverstitch Basics 1 – 6pm Divide & Conquer	16 Holiday Tea
17	18 3 – 5pm Karen's Sewing	19 10am – 12pm Brother / Baby Lock Mid Line EMB 4 – 7pm The Garment Group	20 9:30 – 11:30am Karen's Sewing 2 – 4pm Brother / Baby Lock Top Line EMB	21 9:30 – 11:30am Karen's Sewing 2 – 4pm Janome Mid Line BASICS	22 10am – 12pm Pfaff / Viking Mid Line BASICS	23 10am – 12pm Pfaff / Viking Top Line EMB
24	25 CLOSED IN OBSERVANCE OF CHRISTMAS!	26	27 2 – 4pm Brother / Baby Lock Top Line ADV EMB	28 2 – 4pm Janome Mid Line CREATIVE	29 10am – 12pm Viking / Pfaff Mid Line CREATIVE	30 10 – 12pm Pfaff / Viking Top Line ADV EMB
31	1 CLOSED IN OBSERVANCE OF THE NEW YEAR!	JANUARY 2024				

# SEPTEMBER 2023 • ORACLE LOCATION

Sunday	Monday	Tuesday	Wednesday	Thursday	Friday	Saturday
 <b>NationalSewingMonth.org</b> <small>SEPTEMBER</small>					<b>1</b> 9:30am – 1:30pm <b>Embroidery BASICS for the Beginner</b> 2 – 5pm <b>SERGER CLUB: Drawstring Backpack</b>	<b>2</b> 9 – 11am <b>Brother / Baby Lock Top Line ADV EMB</b> 1 – 4pm <b>Judy's Quilting Social</b>
<b>3</b>	<b>4</b> 2 – 4pm <b>Pfaff / Viking Top Line BASICS</b>	<b>5</b> 9:30 – 11:30am <b>Brother / Baby Lock Mid Line BASICS</b> 12 – 3pm <b>Boho Cloche Hat</b>	<b>6</b> 9 – 11am <b>Janome Mid Line BASICS</b> 6 – 8pm <b>Rose's Sewing</b>	<b>7</b> 9am – 12pm <b>Rose's Sewing</b> 12:30 – 2:30pm <b>Brother / Baby Lock Top Line BASICS</b>	<b>8</b> 9:30 – 11:30am <b>Bernina Mid Line BASICS</b> 12 – 2pm Day Tripper II <b>Crossbody Bag</b> 3 – 6pm <b>Judy's Quilting Social</b>	<b>9</b> <b>Aviva Bags for Kids Sew-a-Thon</b>
<b>10</b>	<b>11</b> 9am – 12pm <b>Rose's Sewing</b> 2 – 4pm <b>Pfaff / Viking Top Line CREATIVE</b>	<b>12</b> 9:30 – 11:30am <b>Brother / Baby Lock Mid Line CREATIVE</b> 2 – 5pm Textiles 6 – 8pm <b>More ZIA on Your Sewing Machine</b>	<b>13</b> 9 – 11am <b>Janome Mid Line CREATIVE</b> 11:30am – 2:30pm <b>Origami Two-Seam Bag</b> 6 – 8pm <b>Rose's Sewing</b>	<b>14</b> 9am – 12pm <b>Rose's Sewing</b> 12:30 – 2:30pm <b>Brother / Baby Lock Top Line CREATIVE</b> 3 – 6pm <b>The Daphne Bag</b>	<b>15</b> 9:30 – 11:30am <b>Bernina Mid Line CREATIVE</b> 12 – 2pm Day Tripper II <b>Crossbody Bag</b> 3 – 6pm <b>Judy's Quilting Social</b>	<b>16</b> 9am – 12pm <b>My 1st Quilt for Kids</b> 2 – 4pm <b>Mechanicals</b>
<b>17</b>	<b>18</b> 9am – 12pm <b>Rose's Sewing</b> 2 – 4pm <b>Pfaff / Viking Top Line EMB</b>	<b>19</b> 9:30 – 11:30am <b>Brother / Baby Lock Mid Line EMB</b> 2 – 5pm <b>Textiles</b>	<b>20</b> 10am – 12pm <b>Pfaff / Viking Mid Line BASICS</b> 3 – 6pm <b>Judy's Quilting Social</b> 6 – 8pm Rose's Sewing	<b>21</b> 9am – 12pm <b>Rose's Sewing</b> 12:30 – 2:30pm <b>Brother / Baby Lock Top Line EMB</b> 3 – 6pm The Daphne Bag	<b>22</b> 9am – 12pm <b>The Bitsy Box Pouch</b> 12:30 – 2:30pm <b>Serger Overlock BASICS</b> 3 – 6pm <b>You &amp; Me Classes</b>	<b>23</b> 9am – 12pm <b>My 1st Quilt for Kids</b> 2 – 4pm <b>BASICS Computerized</b>
<b>24</b>	<b>25</b> 9am – 12pm <b>Rose's Sewing</b> 2 – 4pm <b>Pfaff / Viking Top Line ADV EMB</b>	<b>26</b> 9am – 12pm <b>Fabric Mesh Tote</b> 1 – 4pm <b>Edge-to-Edge Quilting on Your Embroidery Machine</b>	<b>27</b> 10am – 12pm <b>Pfaff / Viking Mid Line CREATIVE</b> 2 – 5pm <b>SEWING CLUB: Chicken on the Run Placemat</b> 6 – 8pm <b>Rose's Sewing</b>	<b>28</b> 12:30 – 2:30pm <b>Brother / Baby Lock Top Line ADV EMB</b>	<b>29</b> 9am – 12pm <b>EMBROIDERY CLUB: Pumpkin Mug Rug</b> 12:30 – 2:30pm Serger <b>Coverstitch BASICS</b> 3 – 5pm <b>Dog &amp; Cat Placemat</b>	<b>30</b> 9am – 12pm <b>My 1st Quilt for Kids</b> 1 – 4pm <b>Judy's Quilting Social</b>
				<b>Oracle Tech Party</b>	<b>Speedway Tech Party</b>	<b>Duval Tech Party</b>

# OCTOBER 2023 • ORACLE LOCATION

Sunday	Monday	Tuesday	Wednesday	Thursday	Friday	Saturday
<b>1</b>	<b>2</b> 9 – 11:30am <b>Fit &amp; Make a Knit Dress or T-Shirt</b>	<b>3</b> 9am – 12pm <b>Christmas Tree Quilt</b> 12:30 – 2:30pm <b>Serger Overlock BASICS</b> 3 – 6pm <b>The Daphne Bag</b>	<b>4</b> 10am – 12pm <b>Pfaff / Viking Top Line BASICS</b> 3 – 6pm <b>Origami Two-Seam Bag</b> 6 – 8pm Rose's Sewing	<b>5</b> 9am – 12pm <b>Rose's Sewing</b> 2 – 5pm <b>Clam Up Zipper Pouch</b>	<b>6</b> 3 – 6pm <b>Got Your Back 2.1 Backpack</b>	<b>7</b> 9am – 12pm <b>Quilt As You Go Christmas Tree Skirt</b> 1 – 4pm <b>Judy's Quilting Social</b>
<b>8</b>	<b>9</b> 9am – 12pm <b>Rose's Sewing</b> 2 – 4pm <b>Brother / Baby Lock Mid Line BASIC</b>	<b>10</b> 9am – 12pm <b>Christmas Tree Quilt</b> 12:30 – 2:30pm <b>Serger Coverstitch BASICS</b> 3 – 6pm The Daphne Bag 6 – 8pm <b>More ZIA on Your Sewing Machine</b>	<b>11</b> 10am – 12pm <b>Pfaff / Viking Top Line CREATIVE</b> 2 – 5pm <b>Fabric Mesh Tote</b> 6 – 8pm <b>Rose's Sewing</b>	<b>12</b> 9am – 12pm <b>Rose's Sewing</b> 12:30 – 2:30pm <b>Bernina Top Line BASICS</b>	<b>13</b> 9 – 11am <b>Mechanicals</b> 12:30 – 2:30pm <b>Brother / Baby Lock Top Line BASICS</b> 3 – 6pm <b>Got Your Back 2.1 Backpack</b>	<b>14</b> 9 – 11am <b>Janome Top Line BASICS</b> 1 – 4pm <b>Judy's Quilting Social</b>
<b>15</b>	<b>16</b> 9 – 11:30am <b>Fit &amp; Make a Knit Dress or T-Shirt</b> 2 – 4pm <b>Brother / Baby Lock Mid Line CREATIVE</b>	<b>17</b> 9am – 12pm <b>Christmas Tree Quilt</b> 2 – 4pm <b>Pfaff / Viking Mid Line BASICS</b>	<b>18</b> 10am – 12pm <b>Pfaff / Viking Top Line EMB</b> 3 – 6pm <b>Judy's Quilting Social</b> 6 – 8pm <b>Rose's Sewing</b>	<b>19</b> 9am – 12pm <b>Rose's Sewing</b> 12:30 – 2:30pm <b>Bernina Top Line CREATIVE</b> 3 – 5pm <b>Day Tripper II Crossbody Bag</b>	<b>20</b> 9 – 11am <b>Basic Computerized</b> 12:30 – 2:30pm <b>Brother / Baby Lock Top Line CREATIVE</b> 3 – 6pm <b>Quilt As You Go Christmas Tree Skirt</b>	<b>21</b> 9 – 11am <b>Janome Top Line CREATIVE</b> 1 – 4pm <b>SEWING CLUB: Desert Star Table Runner</b>
<b>22</b>	<b>23</b> 9am – 12pm <b>Rose's Sewing</b> 2 – 4pm <b>Brother / Baby Lock Mid Line EMB</b>	<b>24</b> 9am – 12pm <b>Christmas Tree Quilt</b> 2 – 4pm Pfaff / Viking <b>Mid Line CREATIVE</b> 6 – 8pm <b>Intro to Zentangle</b>	<b>25</b> 10am – 12pm <b>Pfaff / Viking Top Line ADV EMB</b> 1 – 5pm Embroidery <b>Basics for the Beginner</b> 6 – 8pm Rose's Sewing	<b>26</b> 9am – 12pm <b>Rose's Sewing</b> 12:30 – 2:30pm <b>Bernina Top Line EMB</b> 3 – 5pm Day Tripper II <b>Crossbody Bag</b>	<b>27</b> 9am – 12pm <b>Boho Cloche Hat</b> 12:30 – 2:30pm <b>Brother / Baby Lock Top Line EMB</b> 3 – 5pm <b>Dog &amp; Cat Placemat</b>	<b>28</b> 9 – 11am <b>Janome Top Line EMB</b> 1 – 4pm <b>Judy's Quilting Social</b>
<b>29</b>	<b>30</b> 9am – 12pm <b>The Kelvin Bag</b> 12:30 – 2:30pm <b>Bernina Mid Line BASICS</b>	<b>31</b> 10am – 1pm <b>SERGER CLUB: Cutting Edge Serger Table Runner</b> 3 – 6pm Intro to Apparel				



# NOVEMBER 2023 • ORACLE LOCATION

Sunday	Monday	Tuesday	Wednesday	Thursday	Friday	Saturday
			1 9am – 12pm Trees, Trees, Trees 12 – 2pm Pfaff/Viking Mid Line BASICS 6 – 8pm Rose's Sewing	2 9am – 12pm Rose's Sewing 2 – 4pm Brother / Baby Lock Mid Line BASICS	3 9am – 11pm Gifts for the Holidays 12:30 – 2:30pm Brother / Baby Lock Top Line ADV EMB	4 9am – 12pm Beyond the Basic Rope Bowl 1 – 4pm Judy's Quilting Social
5	6 9am – 12pm Rose's Sewing 12:30 – 2:30pm Bernina Mid Line CREATIVE	7 9 – 11am Pfaff/Viking Top Line BASICS 3 – 6pm Intro to Apparel 6 – 8pm ZIA on your Sewing Machine	8 9 – 11am Brother / Baby Lock Top Line BASICS 12 – 2pm Pfaff/Viking Mid Line CREATIVE 2:30 – 4:30pm Mechanicals 6 – 8pm Rose's Sewing	9 2 – 4pm Brother / Baby Lock Mid Line CREATIVE	10 9am – 11pm Gifts for the Holidays 3 – 6pm Judy's Quilting Social	11 9am – 12pm You & Me Classes 1 – 4pm Fabric Mesh Tote
Tucson Quilt, Craft & Sewing Festival						
12	13 9am – 12pm Rose's Sewing 12:30 – 2:30pm Janome Midline BASICS 3 – 6pm Origami Two-Seam Bag	14 9 – 11am Pfaff/Viking Top Line CREATIVE 3 – 6pm Intro to Apparel 6 – 8pm More ZIA on Your Sewing Machine	15 9 – 11am Brother / Baby Lock Top Line CREATIVE 3 – 6pm Judy's Quilting Social 6 – 8pm Rose's Sewing	16 9am – 12pm Rose's Sewing 2 – 4pm Brother / Baby Lock Mid Line EMB	17 9am – 11pm Gifts for the Holidays 2 – 5pm The Bitsy Box Pouch	18 9 – 11am Serge Overlock BASICS 1 – 4pm EMBROIDERY CLUB: Freestanding Lace Bookmark
19	20 9am – 12pm Quilt As You Go Christmas Tree Skirt 12:30 – 2:30pm Janome Midline CREATIVE 4 – 6pm Day Tripper II Crossbody Bag	21 9 – 11am Pfaff/Viking Top Line EMB 3 – 6pm Intro to Apparel	22 9 – 11am Brother / Baby Lock Top Line EMB 3 – 6pm Boho Cloche Hat	23 CLOSED HAPPY THANKSGIVING!	24 9am – 12pm Gifts for the Holidays 12:30 – 3:30pm The Daphne Bag	25 9 – 11am Serge Coverstitch BASICS 1 – 4pm Judy's Quilting Social
26	27 9am – 12pm Rose's Sewing 12:30 – 2:30pm Pfaff/ Viking Top Line BASICS 4 – 6pm Day Tripper II Crossbody Bag	28 9 – 11am Pfaff/Viking Top Line ADV EMB 2 – 4pm Basic Computerized	29 9 – 11am Brother / Baby Lock Top Line ADV EMB 2 – 5pm SERGER CLUB: Simply Beautiful Shrug 6 – 8pm Rose's Sewing	30 9am – 12pm Rose's Sewing		

# DECEMBER 2023 • ORACLE LOCATION

Sunday	Monday	Tuesday	Wednesday	Thursday	Friday	Saturday
					1 9:30am – 12pm Jelly Roll Rug 12:30 – 3:30pm The Daphne Bag 4 – 6pm Quick & Easy Pillowcase	2 9am – 12pm Clam Up Zipper Pouch 1 – 4pm Judy's Quilting Social
3	4 9am – 12pm Rose's Sewing 12:30 – 2:30pm Pfaff/Viking Top Line CREATIVE	5 9am – 12pm Origami Two-Seam Bag 12 – 2pm Pfaff/Viking Mid Line BASICS 3 – 6pm Quilt As You Go Christmas Tree Skirt	6 9am – 12pm Boho Cloche Hat 12:30 – 2:30pm Serge Overlock BASICS 6 – 8pm Rose's Sewing	7 9am – 12pm Rose's Sewing 2 – 5pm Hole in the Wall Quilt	8 9:30am – 12pm Jelly Roll Rug	9 9 – 11am Brother / Baby Lock Top Line BASICS 1 – 4pm Fabric Mesh Tote
Embellish Dream It, Create It!						
10	11 9am – 12pm Rose's Sewing 12:30 – 2:30pm Pfaff/Viking Top Line EMB	12 9 – 11am Brother / Baby Lock Mid Line BASIC 12 – 2pm Pfaff/Viking Mid Line CREATIVE 3 – 6pm Trees, Trees, Trees	13 9 – 11am Janome Top Line BASICS 12:30 – 2:30pm Serge Coverstitch BASICS 6 – 8pm Rose's Sewing	14 9am – 12pm Rose's Sewing 2 – 5pm Hole in the Wall Quilt	15 9:30 – 11:30am Bernina Top Line BASICS 3 – 6pm Judy's Quilting Social	16 Holiday Tea
17	18 9am – 12pm Rose's Sewing 12:30 – 2:30pm Pfaff/Viking Top Line ADV EMB	19 9 – 11am Brother / Baby Lock Mid Line CREATIVE 3 – 5pm Dog & Cat Placemat	20 9 – 11am Janome Top Line CREATIVE 11:30am – 2:30pm The Daphne Bag 3 – 6pm Judy's Quilting Social 6 – 8pm Rose's Sewing	21 9am – 12pm Rose's Sewing 12:30 – 2:30pm Mechanicals 3 – 5pm Day Tripper II Crossbody Bag	22 9:30 – 11:30am Bernina Top Line CREATIVE 12 – 3pm Got Your Back 2.1 Backpack 3 – 6pm Textiles	23 9 – 11am Brother / Baby Lock Top Line CREATIVE 1 – 4pm Judy's Quilting Social
24	25 CLOSED MERRY CHRISTMAS!	26 9am – 11pm Brother / Baby Lock Mid Line EMB	27 9 – 11am Janome Top Line EMB 11:30am – 2:30pm The Daphne Bag	28 12:30 – 2:30pm Basic Computerized 3 – 5pm Day Tripper II Crossbody Bag	29 9:30 – 11:30am Bernina Top Line EMB 12 – 3pm Got Your Back 2.1 Backpack 3 – 6pm Textiles	30 9 – 11am Brother / Baby Lock Top Line EMB 1 – 4pm Judy's Quilting Social
31 CLOSED HAPPY NEW YEAR!	1 CLOSED HAPPY NEW YEAR!	JANUARY 2024				

## SEPTEMBER 2023 • DUVAL LOCATION

Sunday	Monday	Tuesday	Wednesday	Thursday	Friday	Saturday
					1	2
		 <b>NationalSewingMonth.org</b> <small>SEPTEMBER</small>				
3	4	5	6 10am – 12pm Brother / Baby Lock Top Line BASICS	7	8 2 – 4pm Bernina Top Line BASICS	9 Aviva Bags for Kids Sew-a-Thon
10	11	12 10am – 12pm Bernina Mid Line BASICS 2 – 4pm Mechanicals	13 10am – 12pm Brother / Baby Lock Top Line CREATIVE	14 2 – 4pm Brother / Baby Lock Mid Line BASICS	15 HQ Pro-Stitcher Event	16
17	18 10am – 1pm Mastering your Machine with Kath- leen: Embossed Towel	19 10am – 12pm Bernina Mid Line CREATIVE 2 – 4:30pm Bernina Overlock	20 10am – 12pm Brother / Baby Lock Top Line EMB 1 – 4pm SEWING CLUB: Taylor Bag	21 2 – 4pm Brother / Baby Lock Mid Line CREATIVE	22 10am – 1pm EMB CLUB: Freestanding Halloween Tealight Holder 2 – 4pm Bernina Top Line CREATIVE	23 1 – 4pm OESD Villagers Group
24	25 1 – 4pm Bag Club: Sandhill Sling	26 10am – 12pm Bernina Mid Line EMB 2 – 4:30pm Bernina Coverstitch	27 10am – 12pm Brother / Baby Lock Top Line ADV EMB	28 2 – 4pm Brother / Baby Lock Mid Line EMB	29 2 – 4pm Bernina Top Line EMB	30 Oracle Tech Party Speedway Tech Party Duval Tech Party

## OCTOBER 2023 • DUVAL LOCATION

Sunday	Monday	Tuesday	Wednesday	Thursday	Friday	Saturday
1	2	3 10am – 12pm Janome Mid Line BASICS 12 – 4pm Watercolor for Quilters	4 10am – 12pm Pfaff / Viking Top Line BASICS	5	6 Baby Lock Serge Away! Event	7
8	9	10 10am – 12pm Janome Mid Line CREATIVE 1 – 4pm QAYG Jakarta Table Runner	11 10am – 12pm Pfaff / Viking Top Line CREATIVE	12 2 – 4pm Pfaff / Viking Mid Line BASICS	13 9:30am – 12pm Rope Bowl and Coasters	14 1 – 4pm Mastering your Machine with Kathleen: Cup Cozy
15	16	17 10am – 12pm Janome Top Line BASICS 1 – 3:30pm Beginning Sewing	18 10am – 12pm Pfaff / Viking Top Line EMB	19 10am – 12:30pm Serge Overlock BASICS 2 – 4pm Pfaff / Viking Mid Line CREATIVE	20 10am – 12pm Basic Computerized	21 1 – 3:30pm Beginning Sewing
22	23	24 10am – 12pm Janome Top Line CREATIVE 1 – 3:30pm Beginning Sewing	25 10am – 12pm Pfaff / Viking Top Line ADV EMB 1 – 4pm SERGER CLUB: Serge It Table Runner	26 10am – 12:30pm Serge Coverstitch BASICS	27 Sew Steady & Janome Ruler Work Party	28 1 – 4pm OESD Villagers Group
29	30 1 – 4pm Bag Club: Sandhill Sling	31 10am – 12pm Janome Top Line EMB				



## NOVEMBER 2023 • DUVAL LOCATION

Sunday	Monday	Tuesday	Wednesday	Thursday	Friday	Saturday
			1 2 – 4pm Bernina Top Line BASICS	2 10am – 12pm Brother / Baby Lock Mid Line BASICS	3 2 – 4pm Brother / Baby Lock Top Line BASICS	4 1 – 3:30pm Beginning Sewing
5	6 9:30am – 4pm Dolman Split Sleeve Top	7 10am – 12pm Mechanicals 1 – 4pm EMBROIDERY CLUB: Punny Tea Towels	8 2 – 4pm Bernina Top Line CREATIVE	9 10am – 12pm Brother / Baby Lock Mid Line Creative	10 2 – 4pm Brother / Baby Lock Top Line CREATIVE	11 1 – 3pm Sewing with Lorna
Tucson Quilt, Craft & Sewing Festival						
12	13	14 10am – 12pm Bernina Mid Line BASICS 1 – 3pm Sewing with Lorna	15 10am – 1pm Serge Techniques Pouch 2 – 4pm Bernina Top Line EMB	16 10am – 12pm Brother / Baby Lock Mid Line EMB	17 2 – 4pm Brother / Baby Lock Top Line EMB	18 1 – 3pm Sewing with Lorna
19	20 10am – 4pm Mastering your Machine with Kathleen: Flower Towel	21 10am – 12pm Bernina Mid Line CREATIVE 1 – 3pm Sewing with Lorna	22 10am – 12:30pm Bernina Overlock	23 CLOSED HAPPY THANKSGIVING!	24 2 – 4pm Brother / Baby Lock Top Line ADV EMB	25 1 – 4pm OESD Villagers Group
26	27	28 10am – 12pm Bernina Mid Line EMB 1 – 3pm Sewing with Lorna	29 10am – 12:30pm Bernina Coverstitch	30		

## DECEMBER 2023 • DUVAL LOCATION

Sunday	Monday	Tuesday	Wednesday	Thursday	Friday	Saturday
				30	1	2
3-Day Hands-On Longarm Van Event!						
3	4	5 10am – 12pm Pfaff / Viking Top Line BASICS 1 – 3pm Sewing with Lorna	6 10am – 12pm Pfaff / Viking Mid Line BASICS	7 2 – 4:30pm Serge Overlock BASICS	8 10am – 4pm AZ Purse	9 1 – 3pm Sewing with Lorna
Embellish Dream It, Create It!						
10	11 10am – 4pm Divide & Conquer	12 10am – 12pm Pfaff / Viking Top Line CREATIVE	13 10am – 12pm Pfaff / Viking Mid Line CREATIVE	14 2 – 4:30pm Serge Coverstitch BASICS	15 2 – 4pm Janome Top Line BASICS	16 1 – 3pm Sewing with Lorna
Holiday Tea						
17	18	19 10am – 12pm Pfaff / Viking Top Line EMB	20 2 – 4pm Basic Computerized	21 10am – 12pm Janome Mid Line BASICS	22 10am – 12pm Janome Top Line CREATIVE	23 1 – 4pm OESD Villagers Group
24	25 CLOSED IN OBSERVANCE OF CHRISTMAS!	26 10am – 12pm Pfaff / Viking Top Line ADV EMB	27	28 10am – 12pm Janome Midline CREATIVE	29 2 – 4pm Janome Top Line EMB	30
31	1 CLOSED IN OBSERVANCE OF THE NEW YEAR!	JANUARY 2024				



with Educator  
Michelle Anderson

### Techniques Covered:

- Chenille
- Piecing in the hoop
- Mylar applique
- Foil applique

### Includes:

- Top Notch Instruction
- Project Materials
- USB Stick w/ Designs
- Project Instructions

# Dream It, Create It!

2-days of embroidery & creativity!

**WHEN:** Fri, Dec 8th & Sat, Dec 9th from 9am-4pm

**WHERE:** Embassy Suites Tucson East  
6555 East Speedway Boulevard

**COST:** \$99 includes lunch and refreshments

**CALL OR STOP BY ANY LOCATION TO REGISTER TODAY!**

[www.RNK-Embellish.com](http://www.RNK-Embellish.com)



## Holiday Tea!

Sat, Dec 16th from 12-2pm

*Celebrate the holiday Season with a festive, yet informal, afternoon tea at the Speedway, Oracle, or Duval locations. Join the Cathey's Staff for a spot of tea and biscuits (cookies on this side of the pond).*

**Pull a discount from our Christmas tree and treat yourself this holiday season.**

*Please call 721-4000, 797-7177 or 300-5002 or stop by one of our stores to RSVP.*

*We wouldn't want to run out of goodies.*

