

**Class Title: Resonance Quilt (a beginning piecing project)**





**Supplies: (bring what makes you comfortable to use your machine in addition to this list)**

- Resonance Pattern from Swan Amity Studios (provided by the instructor)
- Sewing machine in good working order \*
- Marking tool appropriate for your background fabric (light for dark fabrics and blue washout for light fabrics) \*
- Rotary Cutter \*
- Pins (I like the silk pins with glass heads, but choose your favorite pin option \*
- 3" x 18" ruler or one of similar size \*
- Cotton piecing thread in a neutral color \*
- Optional items - 6 ½" Bloc Loc, Personal iron and pressing surface

\* Product available at Cathey's Sewing and Vacuum

**Fabric Requirements:**

Fabric requirements are listed below – feel free to alter your color plan using the following chart

Color Way 1 Cover Image	48" x 48"	48" x 60"	60" x 60"
Fabric A (White) 	1 ¼ yards	1 ⅔ yards	2 ¼ yards
Fabric B (Black) 	½ yard	¾ yard	1 yard
Fabric C (Dk Grey) 	¼ yard	¼ yard	¼ yard
Fabric D (Lt Grey) 	¾ yard	¾ yard	¾ yard
Fabric E (Purple) 	¾ yard	¾ yard	¾ yard
Binding (Black)	½ yard	½ yard	½ yard
Backing	3 ½ yards	4 yards	4 yards